

Police officer chords

Part 1

Bmin	E -
pc	B -
2	G - 3
	D - 3
	A - 2
	E -

Bmin	E -
pc	B -
2	G - 3
	D - 3
	A - 2
	E -

Part 2

Dmin	E -
pc	B -
5	G - 6
	D - 6
	A - 5
	E -

B Dmin	E -
pc	B -
5	G - 6
	D - 6
	A - 5
	E -

Part 3

Amin	E -
	B -
	G - 1
	D - 1
	A - 0
	E -

Amin	E -
	B -
	G - 1
	D - 1
	A - 0
	E -

Part 2

A#	E -
maj	B -
pc	G -
6	D -
	A - 5
	E -

but
↑
lyric

Dmin	E -
pc	B -
5	G - 6
	D - 6
	A - 5
	E -

Dmin	E -
pc	B -
5	G - 6
	D - 6
	A - 5
	E -

Police officer bass

Intro:

B ~~C#~~

~~D D~~

A - G - A

~~A G A~~

E F# G A# B | A# B D

Song

~~Verse~~:

B D A D

A# A D

ending:

D - D ↗ D - D ↗ D ↗

Police Officer Solo

Over verse / chorus / verse / chorus

E								
B								
G	7 7 7 9 9 11	x2	7 7 9 9	7	x2	7 7 9 9	5 5 5 5 5	
D								
A								
E								
	PART A		PART B			PART C		

E						
B						
G	9 - 7 7 9 9 10 10	x4				
D						
A						
E						
	PART B					

E					
B	17 (x8)	x2	18 (x3)	17 (x3)	15 (x3)
G	19 (x8)		20 (x3)		
D					
A					
E					
			With muted lower strings		

play on a bit
in to the vocals.

~~Do it's sound~~ POLICE 1 of
~~(Astro cloud)~~ OFFICER

E -
 B - 12
 G - 11
 D - 9
 A -
 E -

9 12 10
 12 X 12

AmaJ
 open
 Chord

3 2

G with
 3rd
 fret
 B

E - 3 2 0
 B -
 G -
 D -
 A -
 E -

AmaJ
 open
 Chord

Don't forget
 this note

pick down
 the last shun
 from A-B
 strings

Twice

E -
 B -
 G -
 D -
 A -
 E -

0 2 3 1 2 1 2 5 - A

Fine

~~Fine~~ your side

~~Know~~ Where it be, he

~~isn't me~~ ~~is it me?~~ ~~reason~~ be isn't me

Do it's sound

Police officer

Engines in tune.
Where the benefit fled.
Where did they see?
Were it not for me.

Police officer.
I plead of you.
The account they said, was signed off
too.
That girl is pretty bold.
I seethe in jail, 'cos I've been in jail.

Some of them things, they might be
true.
But I'm sure they'd be true of any of you.

Police officer.
There's my code.
Coughed for the light turned off.
To return to dim.
I can see most clearly now.
The girl is lying now.
She switched on me.
Because I've been eating meat.

Some of them things just might be true.
But I'm sure they'd be true of any of you.

SOLO

Police officer.
I plead not guilty.
Cos the girl calling me a raper,
Is a liar.
I was sleeping on my own that night.
Just like every night.
She snitched on me.

Because I bitched on her.

Some of them things, they might be
true.
But I'm sure they'd be true of any of you.

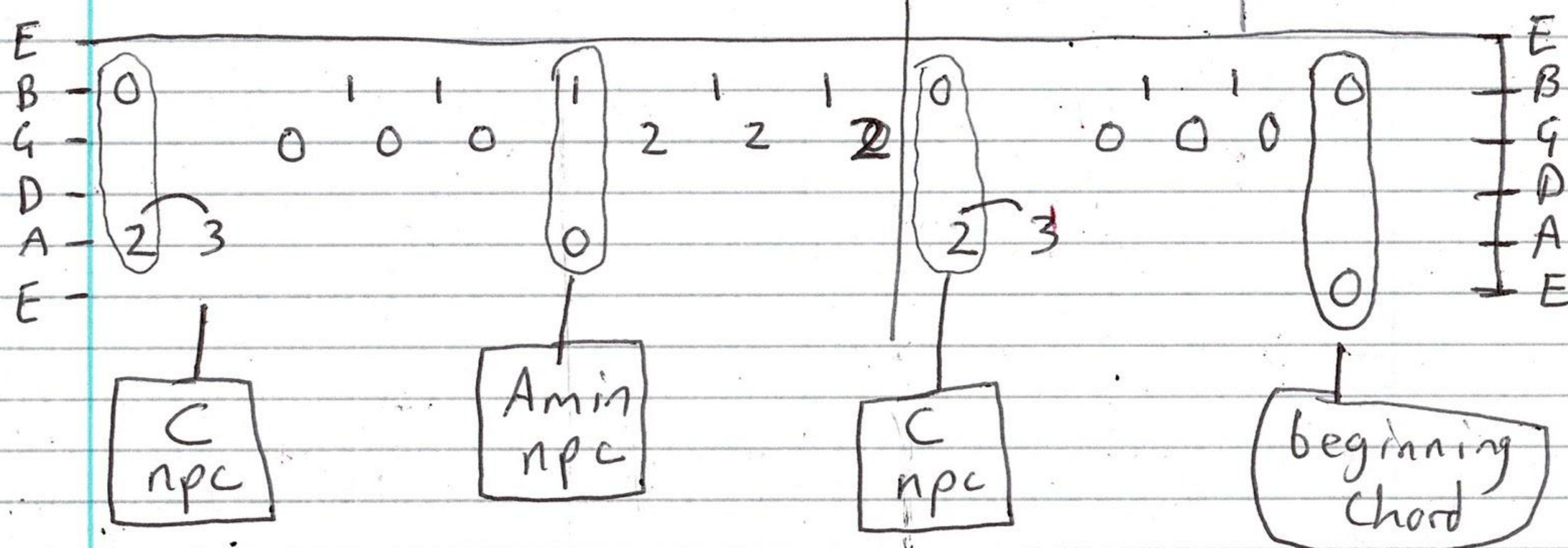
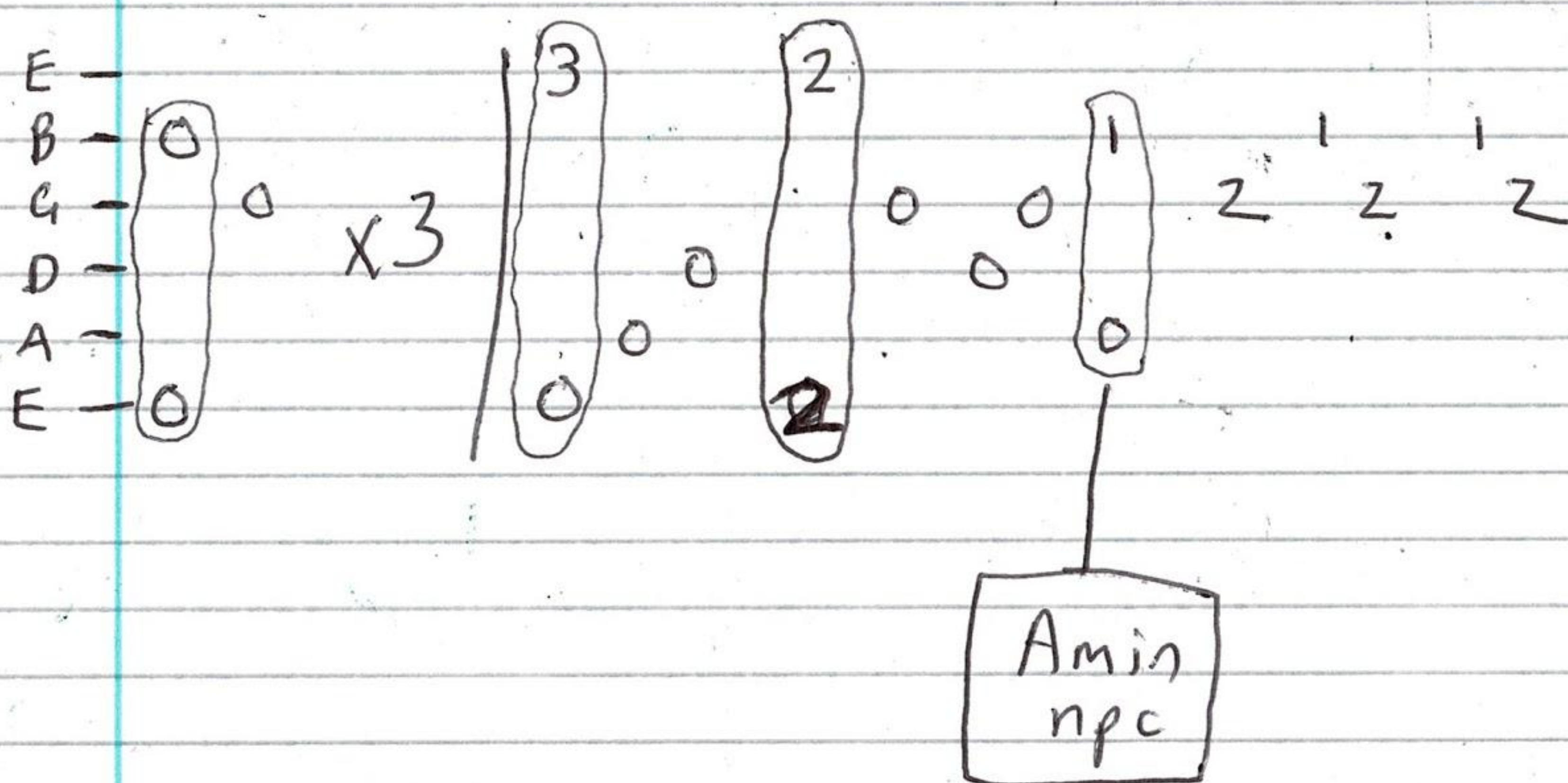
Police officer.
Here, write down.
Every corroborator has got his little
chirping mouth to feed.
I was on a pretty pole.
She had man-tit legs.
They are teething now.
So them and me are bleeding now.

Some of them things just might be true.
But I'm sure they'd be true of any of you.

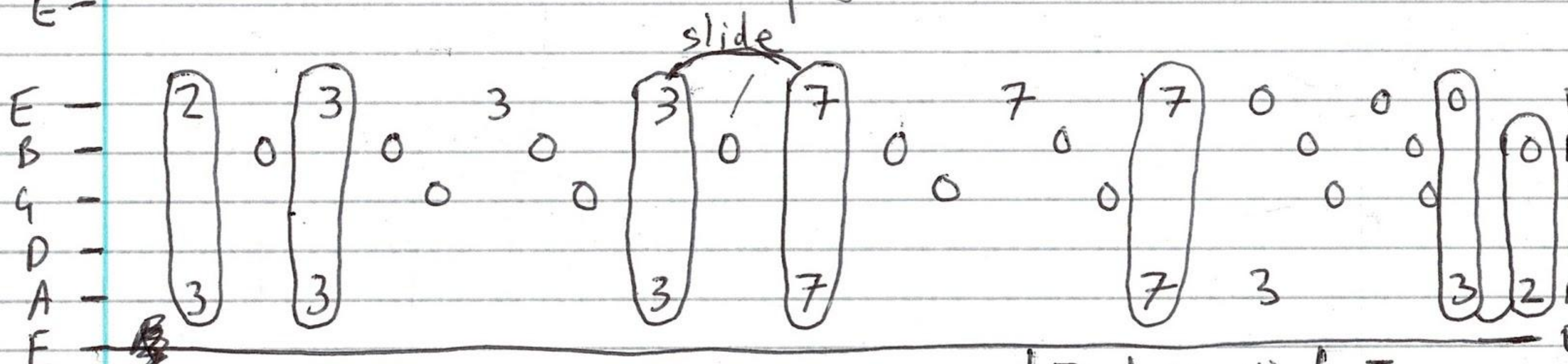
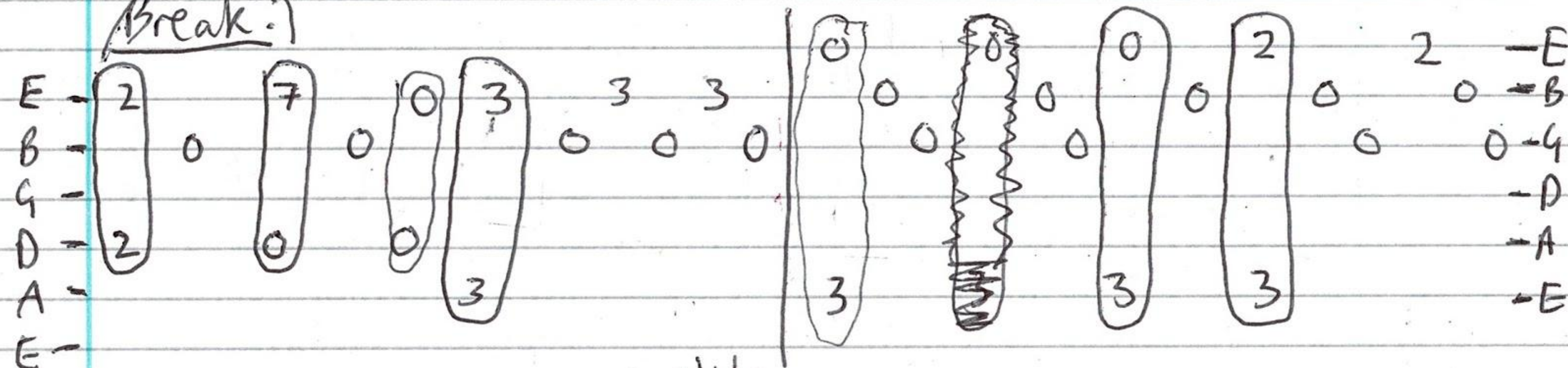
Police officer.
I plead abuse.
The accuser,
Is a liar.
I can see most clearly now.
The girl's a lying cow.
I'm feeling like I've been put on trial.

As his wife repeats his name

Use
Acridacy
rev
on
MIX



slide
Break:



Bass:

E E G F# B A
B-C B-C E
E B A C
E F# G B / C B

T1	acoustic	Jazz
T2	bass	
T3	elec.	
T4	vox	Jazz

Drop D tuning

Animals 1 of 3

Main riff:

E -
 B -
 G -
 D - 0 0 0 1 2 1
 A - 3 2
 D - 0 0 0 0 0 0 ~~2~~ 3

Chorus riff

E -
 B -
 G -
 D - 0 0 12 - bend to 13 | 0 0 (12 13) | 0 0 12 13 | 3 1 1 4
 A -
 D -

bend ~~13~~

INTRO:

E -
 B -
 G -
 D - 0 0 0 0 0 0 1 2 0 0 0 0 - D
 A - 0 0 - A
 D -

Contd. From page 2

- u u 34 - bad vox
- u u 35 - u u
- u u 36 - u u
- u u 37 - vox
- u u 39 - drums
- u u 40 - main guitar
- u u 41 - lead ^{Hmm Narr}
- u u 42 - u u
- u u 43 - u u
- u u 44 - u u
- u u 45 - lead in guy go
- u u 46 - u u

Discordant hits: (cas_anim 4 (2).wav

CLEAN GUITAR			DISTORTION GUITAR		
E			E		
B	X	X	B 10	5	
G	9 9	5	G X	X	4 5 4
D	X	5	D 10	5	
A	10	X	A X	X	
D	X	X	D		

↓ F I N G E R P O S I T I O N

E		E
B		B
G	9 1	G 5 R
D	X	D 5 M
A	M 10	A X
D	X	D X

muted with thumb

FIG. 1

lead - cas_anim 10. wav | Hmmm Naarr

E - 11 10 8 8 10 8 6

B - 10 10

G -

D -

A -

D -

X 3

10 10 10 8

hermies lead - cas - anim 5. wav	in guy, in guy go
High E - X 14 X 14 X 14 X 14 X 14 X 14	15 14 12
High E	
High E - Same as above	14 12 10

TRY LIVE

[illegible]

Drop D tuning

Animals 3 of 3

<u>lead</u> - cas - anim 45. wav in guy, in guy go																	
B	-	x	7	x	7	x	7	x	7	x	7	x	7		8	7	5
B	-														7	5	3

Animals solos

Three solos in total:

solo 1: Hmnnnn Naarr (starts on 10B) - (Fig 1 top of page 2)

solo 2: in guy, in guy go (starts on x 7 (above))

solo 3: Discordant hits

Animals

Structure: Intro:

main x 4 - verse 1

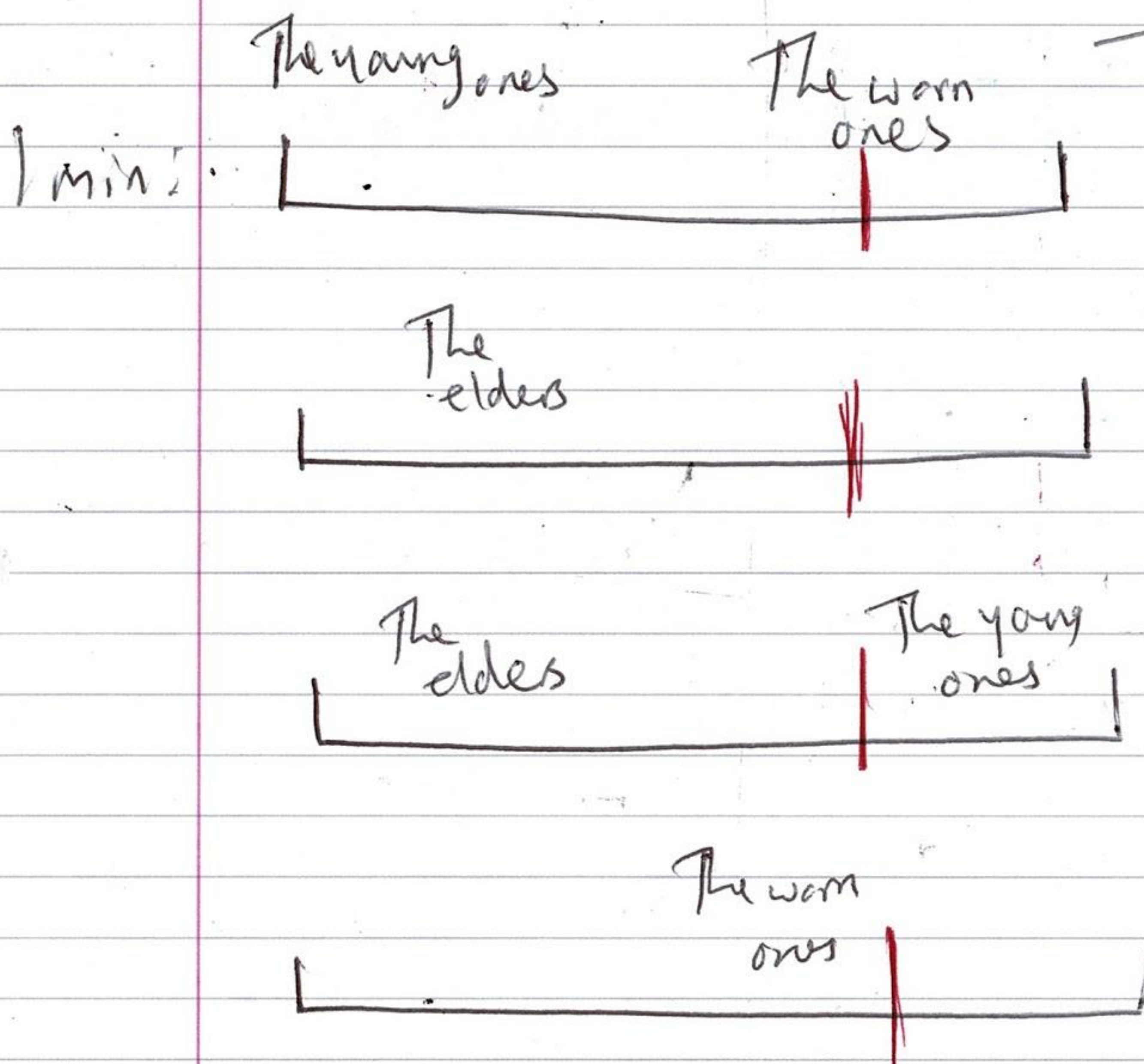
chorus x 4 - Hmmm Nmmmm

main x 4 - verse 2

chorus x 4 - The young ones, W, E, E, Y, W

Discord 1 x 8

Discord 2 x 4, then 1 extra



STRUCTURE

Intro

main - verse

chorus - Hmmm Nmmmm - FIG. 1

main - verse

chorus - young ones - lead (14-E)

outro

with bass
behind, half way
through:

~~0-0001~~


A -

0-0001

ish


Beauty was there

1 of



The man, he said, you weren't grown.
The bottom ~~line~~ ^{line} ~~was~~ ^{was} made of stone. ~~where's laid of stone.~~
~~was here, of stone~~
~~was made of stone.~~

Caution thrown. not to the ~~wave~~ wave.
Every wife was ~~paid off~~ ^{sage}.
Their own sage.



Emm, G, B min.
Beauty was ~~near to me~~
there, on me.

Pollen settled on the bee
Commandeered when they ~~are~~ ^{are} free.
Buzz, the sound, ~~since they were born~~ in April born.
Winter comes when they are shorn.

8 x verse

13 x chorus

Beauty was Here

2 of

solos: over verse riff

octaves on!

13, 11, 13, 8, 8, 6, 4, 1

1, 4, 6, 8

8, 6, 4, 1

1, 4, 6, 8

1, 4, 2, 1

over chorus riff

PLAY WITH
THE PLECTRUM
RIGHT AT THE
BOTTOM OF THE
STRINGS

Finger positions

E	7	7	2	3	2	15	14	12	14	19	15	14	12	10	9	7	9	7
B	0	0	0	0	0	0	0	0	0	0	0	0	0	0	0	0	0	0
E	17, 15, 14, 12					12	9	7	15	14	12	14	19	(C1)				
B	0					0	0	15	0	0	0	0	0	(C2)				
E	15, 14, 12, 10, 9, 7					9					7	(D)						
B	0					0					0	0	(D)					

(a) (b) (C1) (C2) (D)

SOLO STRUCTURE

$$4a + 4b = 8 \text{ verse}$$

~~$$4a + 2b + 2c + 2d$$~~

$$3a + 1b + 2a + 2c1 + 1c2 + 4d = 13 \text{ chorus}$$

The Bottoms square

Buy
~~That~~ means
~~That~~ say, we let a problem there
~~elaborately~~
 Had to learn with a lot of them there
 The bottoms square
 The bottoms square
 The bottoms square
 The bottoms square
 Where?

~~The bottoms square~~

With a little bit chewed

Had a ~~band~~ with a robin there

~~He~~ a whole ~~both~~ ~~trick~~ ~~tock~~

~~He~~ wrapped up his ^{little} jinder head.

~~He was square, square.~~

The bottoms square.

Verse CHORPS

E	1	1	A#	E min
B	3	0	A#	
G	2	0	min	
D	0	0	pc	
A		2	1	
E		3		

D min

The ~~man~~ man lives in a house

He has a park round over there

He hasn't lived on his own

He has round of a bottom square

break

G#	A#	B	F
maj	min	min	maj
4 pc	1 pc	2 pc	1 pc

whistle

CHORUS

whilst holding Emin

E	-	
B	-	3 0
G	-	3 0
D	-	2 2
A	-	2 2
E	-	

(repeat)

2 of

After break go straight
into chorus, then
2 verse
chorus

A over and over

End solo: First on drop, then drop pedal off

x4
(except last note)

Intro

Breaks

Bendy

D G A# E

E

Disgraced Dean

Where
~~When~~ the ~~parents~~ ~~dissent~~ parrots eat bread
 They're living with the disgraced Dean.

The disgraced dean.

E E, G F E E

G# G#

open G string

Where meat comes in a tube.
 They're living with the disgraced Dean.

With their prose in a jar.
 They're living with
 the disgraced Dean

play E's with
 Emajor, finger position.
 G's and F's single finger
 G# power chord

break

High E
 Octave
 chord
 7

A - 6
 E - 0 3 1 0

x3

Same but
 extra A# on end

then play A#'s
 in build up to
 return to main riff

Solos (over break)

E - 12 (x5)
 B - 12 12 12 14 14
 G - 12
 D -
 A -
 E -
 E -
 B -
 G - 12 12 12 14 12
 D - 14 12 14
 A -
 E -

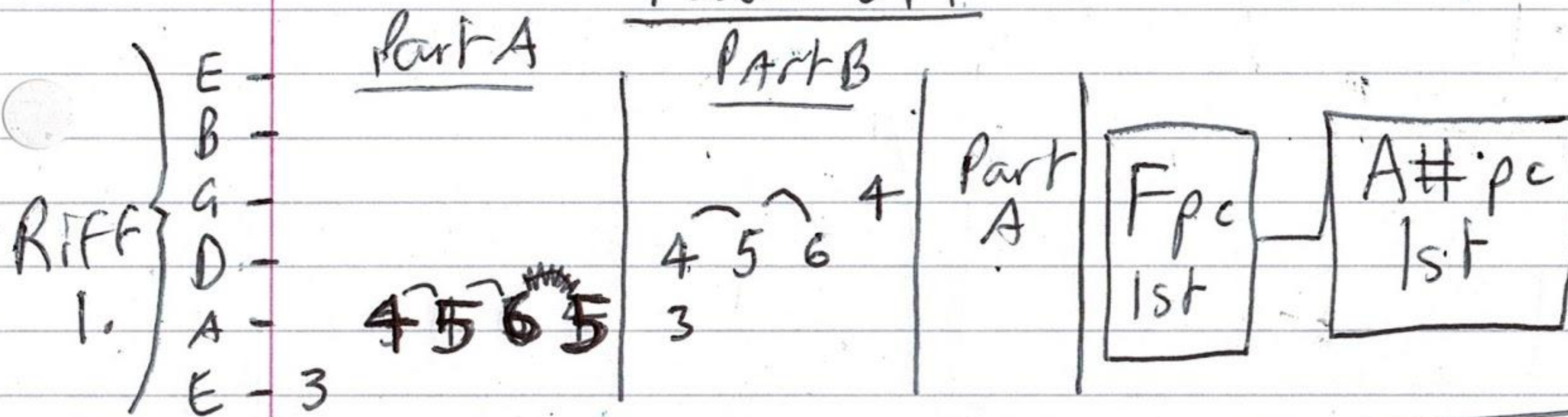
x3

x3, then the same
 with 15-E at end

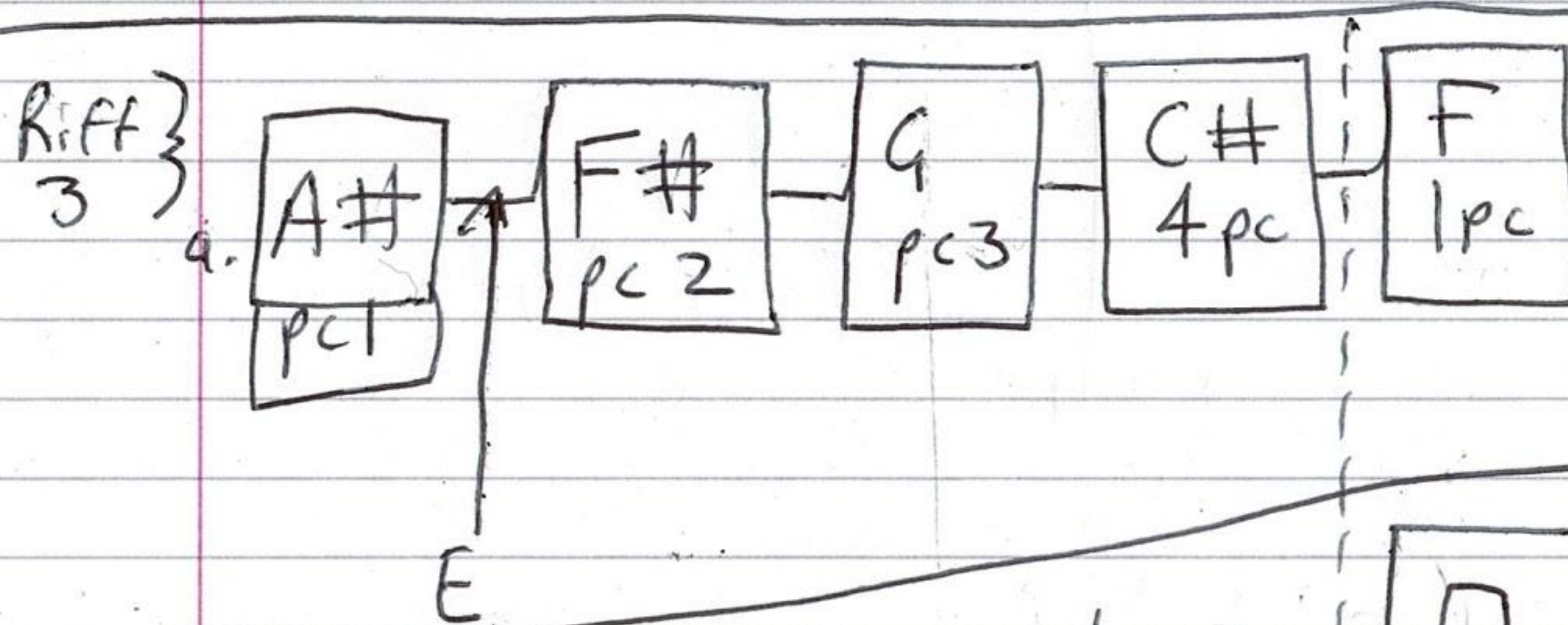
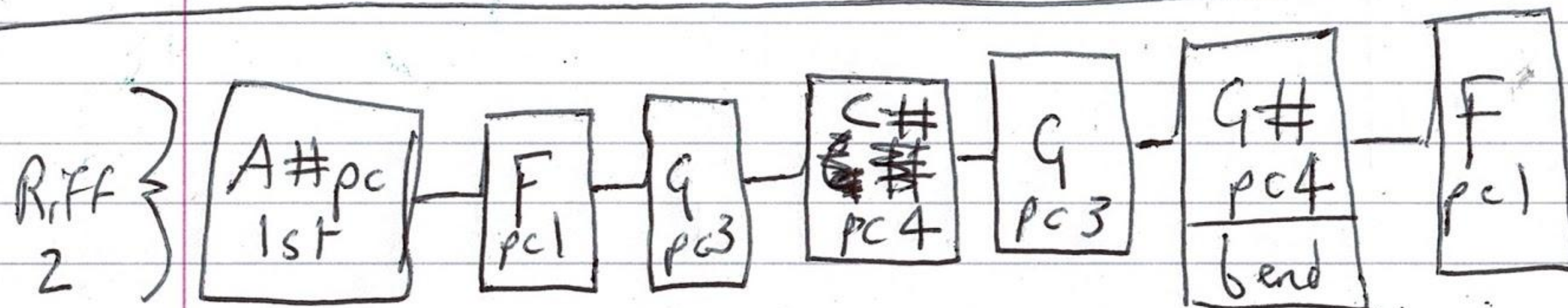
All on low E:
 15, 12, 15, 12
 10, 9, 7

play quite slow

Face off 1 of 2



voice 712
717
718
719
720
721
722
~~724~~
~~725~~
711

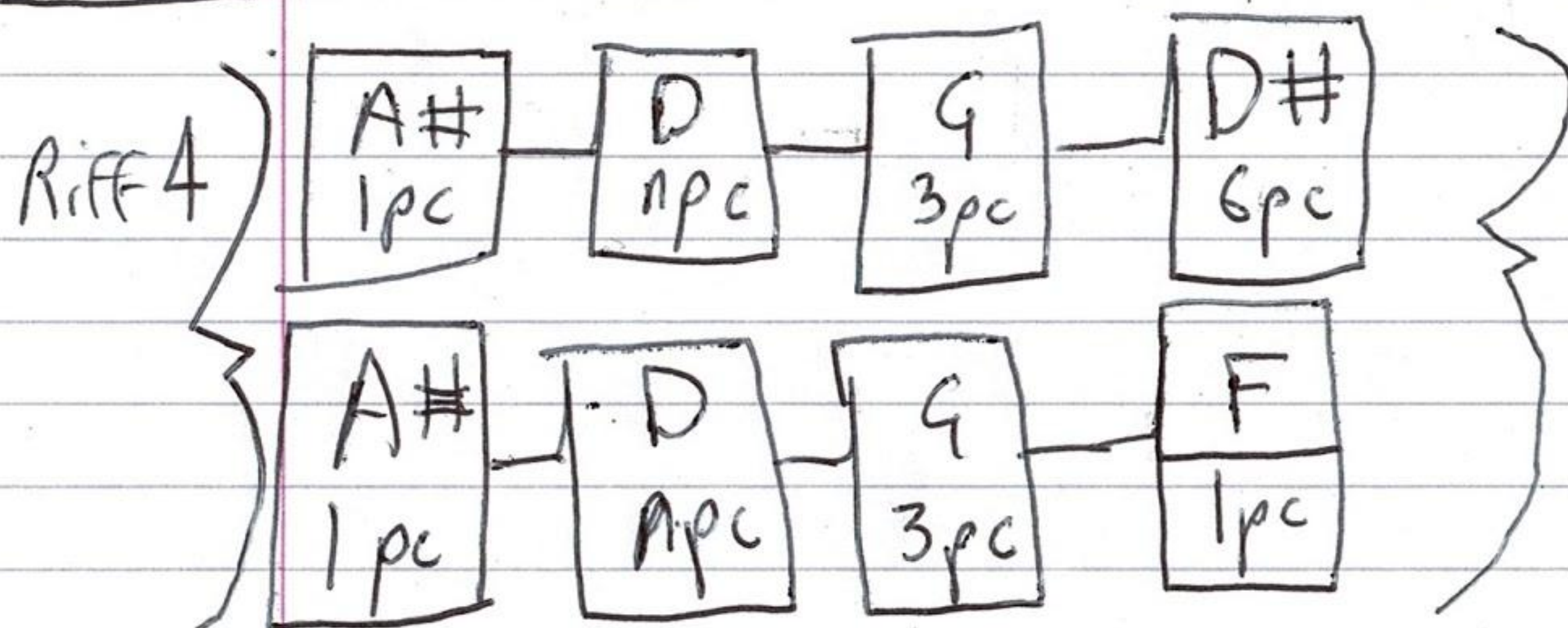
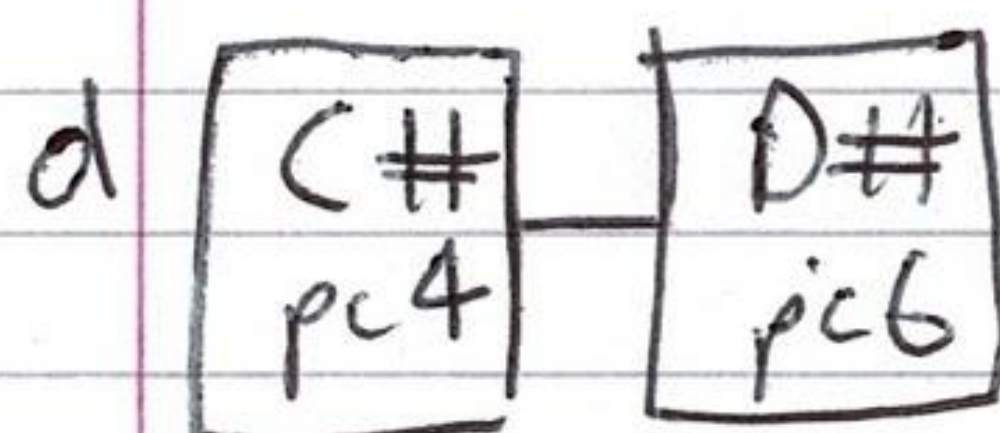


Effect

Riff 1 53.1
Riff 2
Riff 3
Riff 4 16.2

b. Same as above but last chord

c. ~~Riff 3a~~ Riff 3a



Effect 16.2

STRUCTURE

1. 2. 3.

1. 2. 3.

1. 2. 4.

OUTRO (1. bass)

intro solo	1	2	3
third solo	1	2	3
VOX	1	2	4
third solo	1	2	4
VOX	1	2	4
outro (bass)	1	2	4

extra guitar just strumming every start

G pc 3 maj

Face off 2 of 2

Intro solo:

	part a	part b	part a
E		4 3	
B	3 3 4 4 3		
G			
D			
A			
E			

Effect 42.2

Effect 22.3

~~second solo~~ third solo:

E	14 15	16 14	6 8 6 8 6 8
B			
G			
D			
A			
E			

0 0 0 0

3 3

At the same time the door was opening

Fourth solo:

Solo after the first verse: Effect 76.2 The Brat

E	14 15 14 12	14 12 14	12 14 14 12 14 12
B			
G			
D			
A			
E			

second solo

Effect 16.2 Basic Drive (Cool edit track 15)

E	14 11		
B		14	
G			
D	11 13	11 13 11	
A			11 13
E			

Hammer between 11 and 14

Says ~~that~~ up that one

I now ~~gem~~ then

Had it sound, had it a gem

Have it bent

FACE OFF

Solo 16.2 Basic Drive Track 15

E	14	11							
B			14						
G									
D			11	13	11	13	11		
A							11	13	
E									

Main riff

E																		
B																		
G																		
D	X					X	4	5	6	X						3		
A	X	3	4	5	6	5	X	3	3	3	X	4	5	6	X	3	X	3
E	X	3	3	3	3	3	X				X	3	3	3	X	3	X	1
												X	1	X				

G

C

G

F

A#

FACE off contd.

E -

D -

G - 3

6

D - 3 3 5 6 5 6 6 6 6 3 3 3 3

A - 1 3 5 4 5 6 6 6 6 3 3 3 3

E - 3 1 3 3 4 4 4 4 0 1 1 1 1

A#

F

G

C#

G

G#

E

F

Voice 1408 | 1412
 1409 | 1413
 1410 | 1414
 1411

Intro x 2

Who made a fend?
 or sent it out.
 When I find it
 about

I made it up
 Ticketing
 Call the finest
 a chin

And we'll all be gone.

call it sub
 of what eye all
 played our conkers
 with y'all

And we'll all be gone.

With your borelling mind
 You remind me of mine
 Part it up
 and put it in
 It's good to see you
 a chin

[And we'll all be gone]

With your borelling mind
 You remind me of mine
 Lung Titty
 Find this mirror

Fend 1 of 3
 vol

4 track tape B 2018
 starts at 439

		VE ²⁰
T1	acoustic guitar	11 voice perc
T2	drums	11 voice perc
T3	bass	45 37.1
T4		

Bass: ~~A~~ Intro: G E

Main: E G C C | A C

Break: F F A G (x2)

met it up
 tap it on
 Put a singlet.
~~out~~ a bar

F D A A

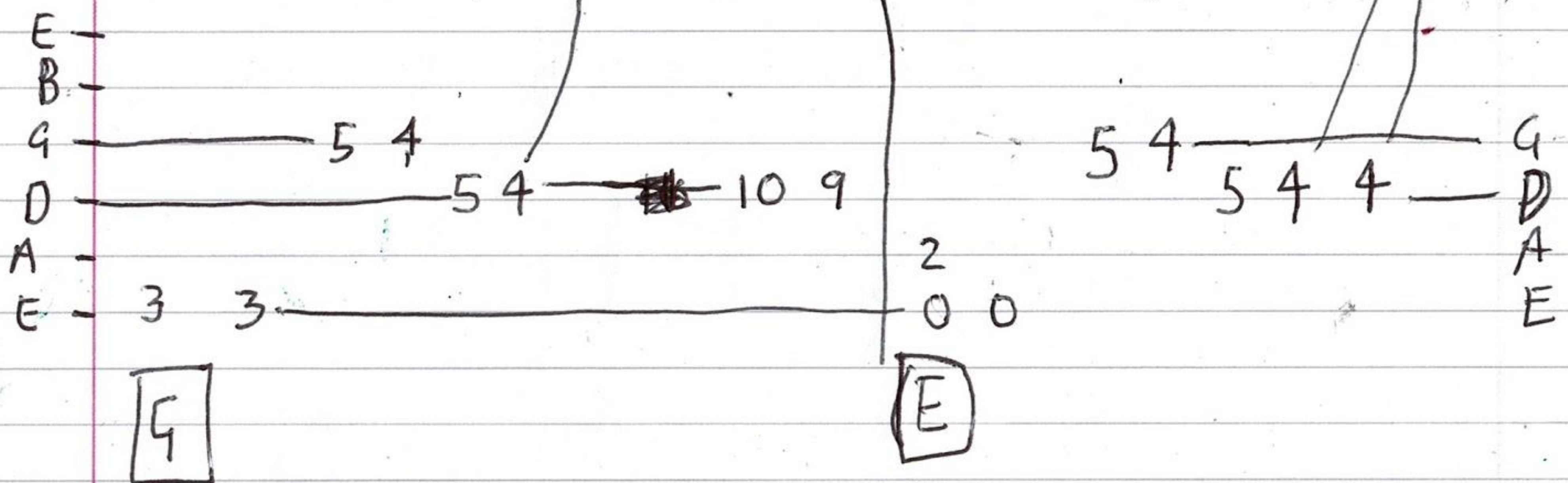
F D A G

F D F

Feed 2 of 3

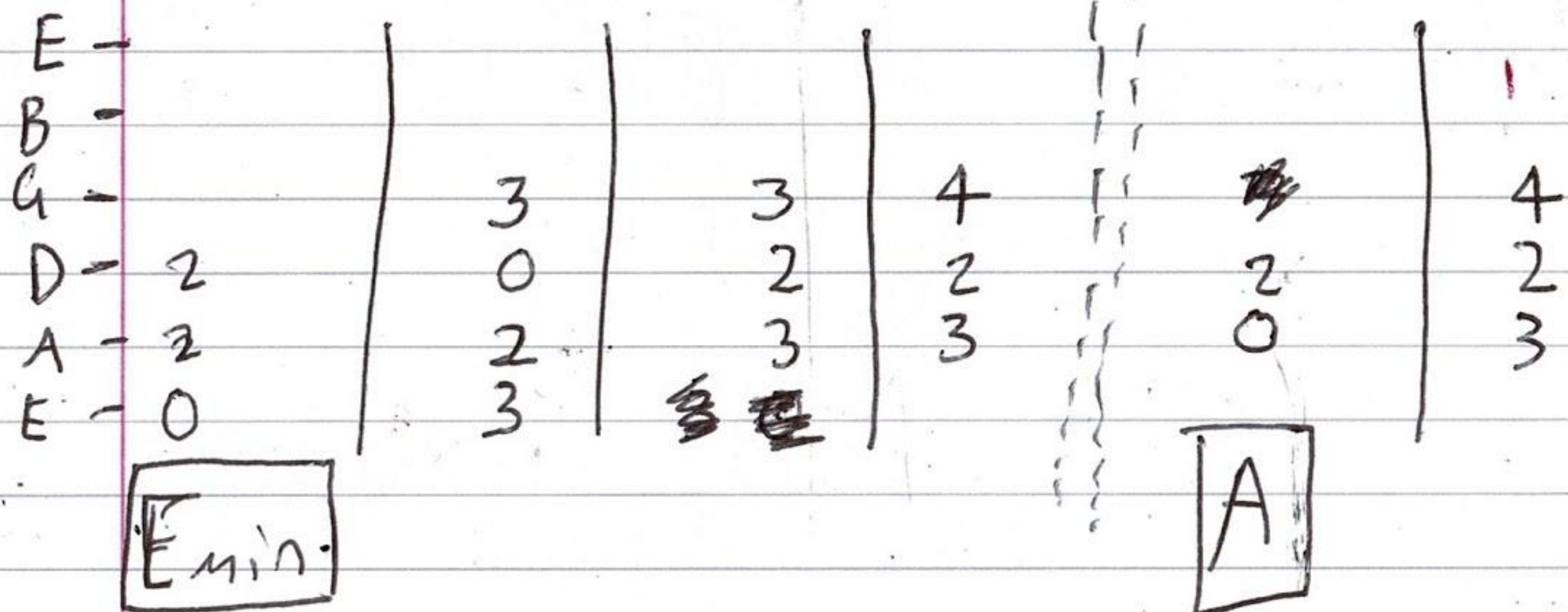
Intro:

bend around



verse chords

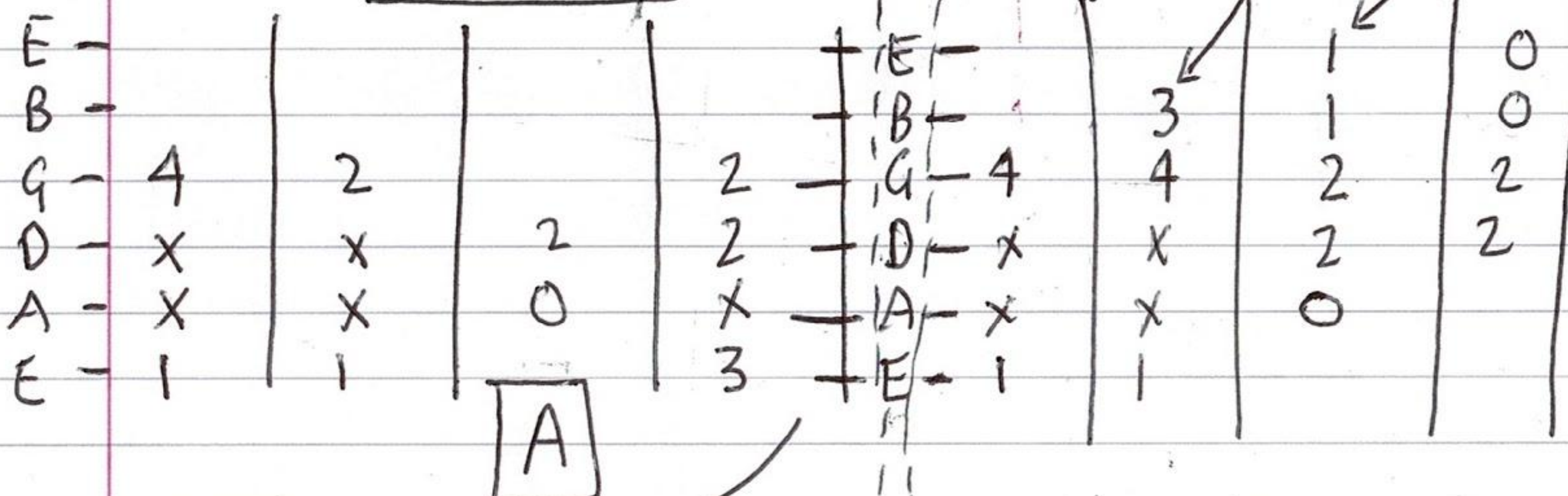
All be gone part:



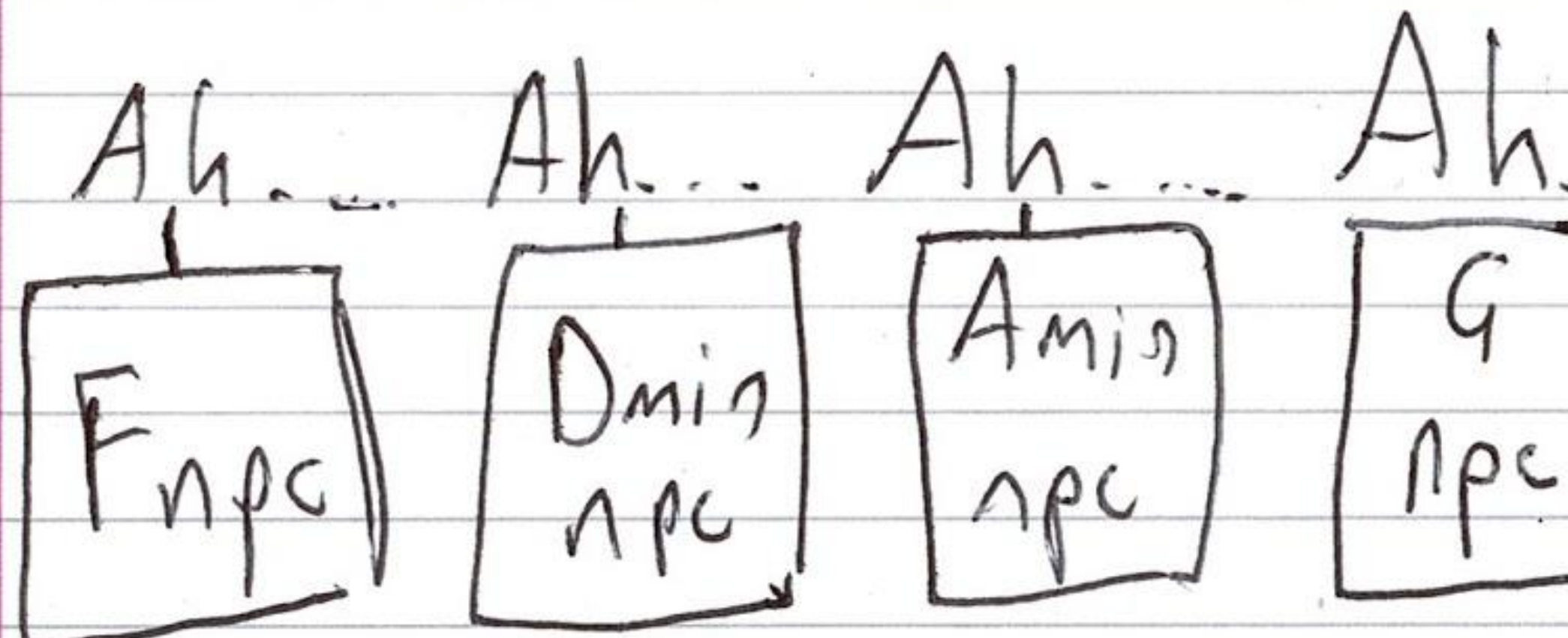
Break chords:

PART A

play mostly this note



x2



just 3 on low E
muted A
open D and G

Feed 3 of 3

Ah
F
npc

Ah
Dm
npc

→
E -
B - 3
G - 0
D - 0
A - x
E - 1

Strum
~~1 1 1~~ 1 1 1
verse
starts

Verse

Intro riff x 4

End Break

Then will all be gone
(on iPhone)

Octave chords after main riff

F, F#, F, A

Feud

VOICE

Who made a feud?

1408

with uniformed guys?

1409

~~with~~
~~with~~

~~a wing out~~
well I did it
about

1410

1411

1412

1413

1414

I made it up

~~You took my downers~~

Take it in

~~in times crystallized~~

~~That in time crystallized~~

call it the finest of gin

It made us all be bored

~~BREAK~~ B1

✓ She stounded out

we crowded

✓ The likely loners

in town

~~that crowd out~~

~~that crowd out~~

~~in an hour we found~~

met it up

Tap it on

Made a song bird
before long

and made it all be born

will all be gone

~~BREAK~~ B2

With your barelling mind

You remind me of mine

but mine has bored its hole

Let it song

Pat it in

It's inevitably leaks

and is bound to be in need

There aint no more to be told

Its the finest of gin.

ENDING

It's a matter of time

1413

B

G - 4 5 4

D - 5 4 10 9

A -

E - 9

E min 5 4 5 4 4

2

4

WOW OF OUDIES

Instrumental 3

- Solos in Drop D 53.1

C# min	C# min	High E	High E
E maj	E maj	C# min	C# min
F# maj	G#	B	B
E maj	A	F# maj	G# - A G# ~~~~~

~~Seabiscuit~~

Instrumental 7

Go on Seabiscuit.

Track				
1	E Guitar	40.2		1
2	E Guitar	40.2		9
3	E Guitar	40.2		1
4	E Guitar	40.2		8
5	Bass	40.2		2
6	E Guitar	40.2		3
7	Drum	16.1	05	X
8	Drum	16.1	05	X
9	E Guitar	40.2		1
10	E Guitar	40.2		11 deleted
11	E Guitar	62.3		15 deleted
12	E Guitar	25.1		10
13	Vox	16.1	05	X
14	E Guitar	25.1		4
15	E Guitar	43.1		12 deleted
16	E Guitar	25.1		5
17	E Guitar	40.2		13 deleted
18	E Guitar	40.2		14 deleted
19	E Guitar	40.2		6 11
20	E Guitar	40.2		6
21	E Guitar	40.2		7
22	Mix			

40.2 = Beale AC

05 =

62.3 = Indie Trip

25.1 = Tangerine

43.1 = Stereo Funk

16.1 = Best Clean

Seabiscuit

CEP Session: Mama

Track 1, 40.2.

1. Intro

E —
 B — 7 min
 G — ring

4 4 4 4 0
 3 3

Track 3, 40.2.

E —
 B — 16 16 18
 G — 0 18 16 0
 D —
 A — 15 15
 E —

Track 9, 40.2.

Have index on the 15th throughout.

Guitar 0-35 secs

A — 3/3 1 3/3 1 3/3 3/3
 E — 1 3

Track 5, 40.2

2. Bass 0-35 secs. Rest of song is either this, or A#, C, and G.

3. Second part, before the high part comes in

Scratchy strumming of:

E —
 B — x
 G — 3
 D — x
 A — 3
 E — x

Track 6, 40.2

At the time the high part starts, it briefly strums with 4th fret G, then back to 3rd.

It skips a strum, so not to play over the high parts final note, then plays two more, then skips the final one, not to play over the other final note.

Guitar 35-59 secs

4. Scratchy strumming of:

A — 1 1 1 3
 E — x x x x 3

Track 14, 25.1. Plays along with the guitar above until the high part starts.

Guitar 35-47 secs

5. Scratchy strumming of:

B — 8 8 8 8
 G — x x x x 0

Track 16, 25.1. Plays along with the guitar above.

Guitar 35-47 secs

Seabiscuit

6. High pitched solo in the middle of the song. Two guitars playing the same notes, but for the end part, on different strings.
Bar E, B, and G across 17th with index finger.

Handwritten notes on lined paper showing two diagrams of a 10-story building. The top diagram is labeled "Track 19, 40.2" and the bottom diagram is labeled "Track 20, 40.2".

Track 19, 40.2

Floor	Value
E	20
B	17
G	17
D	17
A	17
E	17

Track 20, 40.2

Floor	Value
E	17
B	17
G	17
D	17
A	17
E	17

Track 20 plays the entire solo as well. Above just shows Track 20's different ending to Track 19.

• Guitar. 47 secs - 55 secs

7. End part of the solo, after the above is three quick strumming of high E 3rd fret.

Track 21, 40.2

Unitar 55 secs - 1 rule 01

8. Change after the middle high solo

D-	3	0	D min	3	0	C p.chord	3	0	A# p.chord	3	0	A# p.chord
A-	1	0	not p.chord	1	0	on 3rd	1	0	on 1st	1	0	on 1st

Guitar 1 min 03 - 1 min 15

Track 4, 40.2

9. Build up part, after where there's no guitars for a while

A#, C, G power chords, 8 times

Track 2, 40.2

Guitar 1 min 31 - 1 min 43

10. Along with the above is another guitar playing an intermittent, ringing A#, that is quick fired towards the end of the build up.
Guitar 1 min 31 - 1 min 43 Track 12, 25.1

Guitar 1 min 31 - 1 min 43

Track 12, 25.1

Seabiscuit

These parts were deleted from final version.

11. End main solo

E -
B - 4 5 4 4 11 12 11

G - 12 11 9 11 9

D - 11 9

A - 10 9

E -

E -

B -

G -

D -

A -

E -

The same

G - 11 9 11

Track 10, 40.2

Above played twice, then 7th fret B string, gradually down 1 fret at a time to Ø.

Guitar 1 min 43 - end

12.

Track 15 is same as Track 10 above, but on 43.1

Track 15, 43.1

Guitar 1 min 43 - end

13.

Bassy guitar under end solo above. Until the descent from 7th fret B string: Play this 4 times:

Low E - 0p 0/0 0/0 0 2 3

Then it does the descent from G, one fret at a time, till it gets to open E.

Guitar 1 min 43 - 2 min 05

Track 17, 40.2

14.

Harmonicy chords, played along with bassy part above. High E p. chord, with high F# and G, with the odd strum missing. Does the descent down as far as D.

Guitar 1 min 43 - 2 min 08

Track ¹⁸~~17~~ 40.2

15.

For the descent at the end, Here's another guitar doing it on 62.3

Guitar 1 min 59 - end

Track 11 62.3

Knee bone

Tape counter 0-69

Recorded on x-12
Sanyo Red 1 cassette

Music of Bu Mung
Bai

E-				E-				E-			
B-				B-				B-	3	3	
G-	3			G-	0	0	0	G-	3	3	3
D-	0	x5	0	D-				D-	0	x6	
A-				A-				A-			
E-	3		3	E-	1	1	1	E-	3	3	3

E-			
B-	3	x6	
G-	3	2	
D-	3	3	x6
A-	1	3	
E-		1	

As previous bar, but just playing
Low E string on last chord.

BREAK ^{Low} E → 6, 1, 3

BASS

G A F G

A# D | A# F ~~A#~~ A#

A# F G

A# F G

ACOUSTIC VERSIONS

Knee Bore

Tape C 2018
Starts - 300
ends - 339

T1	Electrifying Acoustic Guitar	SMS7 → VE20 → Ol Hard Rock RL 53	8
T2	Vocal Guitar with muting rag	As above	10
T3	Bass	Microcube → SMS7 → VE20 - as above	8.5
T4	Drums	As T1 and T2 - Floor tom - Snare with tamb on	7

Microcube
Tone - 5 (mid)
EFX - 0
Delay/Rev - 0
Mic
Gain 7

Bass: G G F F G G | A# F G | A# F G
A# F G

Listen here

1 of

verse

E -
B -
G -
D - 6
A - 6 4
E - 4

X 1 1

3 3 2 2 2 2 - A
0 0 0 0 - E

chorus

E -
B -
G -
D - 1 2 2 (x3) 3 4 4
A - 1 1 3 3 0
E -

Travel for my
leisurely time

I'm alone
Less. will be fine. / Listen here time

I'm alone
The lesson's here
Less is here
Listen here

Solos
verse x 8
(4a, 2b, 2a) | chorus x 12
8a, 4b

Solos

verse riff

va. E - (x3) (x3)
B - 18 17
G - 17 16
D -
A -
E -

v6. E -
B -
G - 2 3 hammer
D - 3
A -
E -

chorus riff

C# E - 6
B - 7 6 4
G - X X
D -
A -
E -

C6 E - 14 11 | 14 17
B -
G -
D -
A -
E -

~~solos~~

~~end of~~

Listen here

2 of

E	-								
B	-								
G	-	2		5	4	open		3	-B
D	-	x				Dmin		0	-G
A	-	x							-D
E	-	1						3	-A
E	-								-E

X 10

solos over above

E	-								
B	-								
G	-	12	10						
D	-			12	14	15			
A	-								
E	-								

x 4, then 5th slide

X 2

E	-																
B	-	17	15	13	15	17	15	13	15	13							
G	-										3	5	6	8			
D	-																
A	-																
E	-																

X 2

E	-																
B	-	10	10			10	10										
G	-			10	10			10	12	12	12	14					
D	-																
A	-																
E	-																

second time the same, but slide ~~down~~ down to 10-G

X 2

E	-																
B	-																
G	-	10	10	10													
D	-				12	12	10	12									
A	-								10	12	12						
E	-																

4

Listen here

v1. I'm alone.
Less will be fine.
I'm alone
Listen here, listen here, listen here.

v2 Standard, only precautionary making.
It'll set up.
It happens all the time.

Chorus - Travel for my leisurly time.

Verse 1

Left a little bit on the lips in the breeze.
It will spray out
~~Arms open all the time~~
Put out open all the time

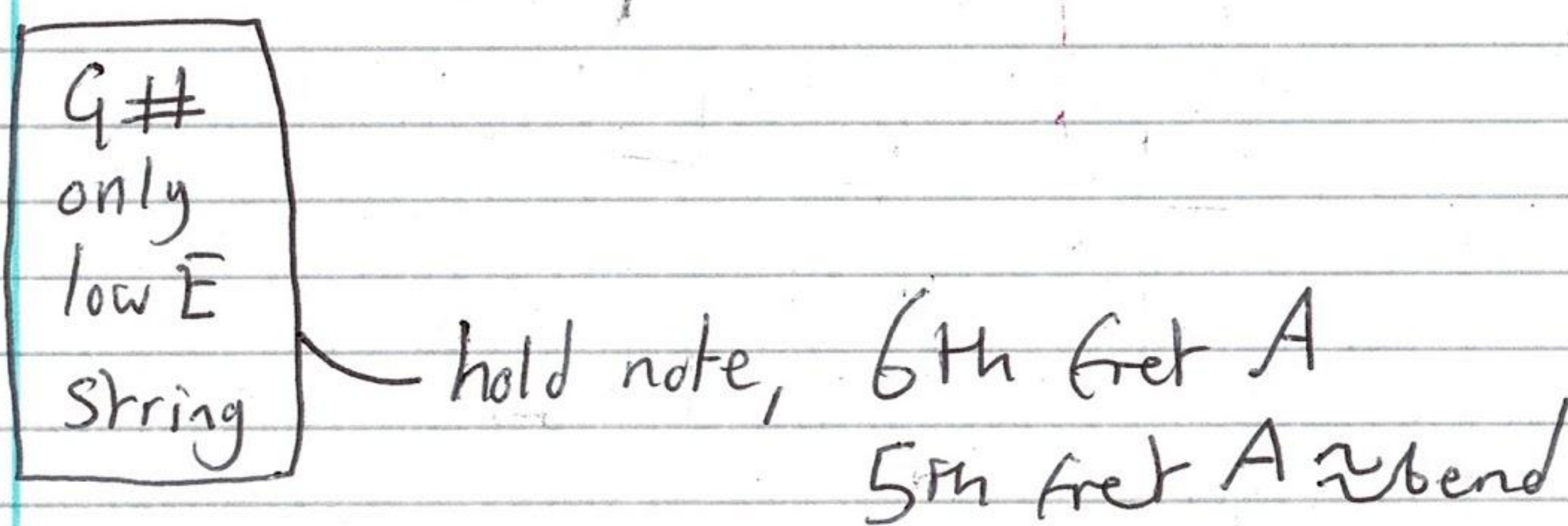

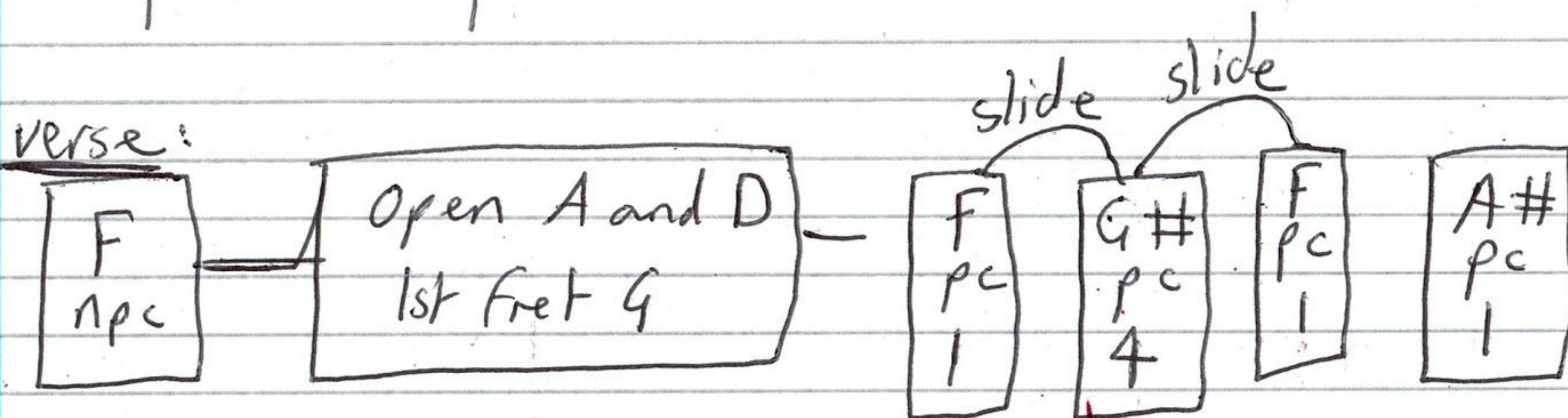
Chorus - x2

Solo

For my leisurly time

Solo

T1	drums	02 POP
T2	guitar	75.3 back pick up 10, 10, 10
T3	bass	raise at fall apart bit at end
T4	vox	08 Arena



Bass: F A F — G# A# ← broken bit E, A#
 F — G# — F G#

Only need 1 of 2

Voice 1025

G# D# E F# C# E F#

E/F# skip

B F#
just
2nd fret
E → with 3rd G 4th G 3rd G

G# E F#

first verse solo:

E	—				2	1	0				—	E			
B	—				2	1	0				2	1	0	—	B
G	—	2	1	0										—	G
D	—													—	D
A	—													—	A
E	—													—	E

Edgeworth 1e belge version

0.05 Intro x 2 — with First verse solo

↓
0.26 verse x 2 — " " " "

↓
0.48 chorus

↓
1.01 verse x 2

↓
1.22 solo on chorus — ~~with solo chor~~ CHORUS solo

↓
1.37 verse x 1 (1x1 was reminded)

↓
1.47 solo on 3 verse ~~Hammer pick A~~ Later verse solo nearly 3 times

" " 1 chorus — with chorus solo

" " 2 verse — later verse solo

" " 1 chorus

with vocals

STARTS
000

Only need

2 of 2

There we would shake our lilled tongues
They would take a little Flouring
It's own only need

If I was reminded by you
what it takes to devour
Given it's own only need

A bottomless look
If you would make him his own only need
Everything fixes a pattern of what it could all lead
to be.

2 intro

Song x 2

Solo 4 verses

Chorus

verse

chorus

Vol

7 T1 - guitar

10 T2 - drums

8 T3 - bass

10 T4 - Vox and acoustic lead

G# D# E F# E C# E F#

B F# G# E F#

CHORUS SOLO:

E
B
G
D
A
E

7 4 2 4
6 4 4
4 6 4 6 IIIIII 4 3 4 4

LATER VERSE SOLO:

D
A
E

6 4 2 4 6
6 4 2 4 6
4 4 2 4 4

Where does the road go from?

ROAD GO

voice
987
989

Amin | High E-3 1 0 0 8 8 7 5 0 | Dmin | High E-1 0
npc | B-

C / F / Amin

B-1 0
string 4-2

C / F / Dmin

(F)

Second time A#
instead of F

Amin / F / B / Emin / F / G# / Amin

Where does the road go from?
Who do you see me hanging with now?
I met a man
She likes me now
I'm in a load. Farm.

Urban demos 060319

met-65

048-146

T1 - met 65

T2 - bass 21.2

T3 - guitar 38.1

T4 - drum

vox 3 vexo-05

8.5

9

Guitar - middle pickup - 38.1

Grant Green

Bass - middle pickup - 21.2

DELUXE-R

VELO-05

BASS:

A D

C F A

1st C F D F A F B E F G# A

2nd C F D A# B C F G# F

C F G# F x3

G# F C F G#

C F A

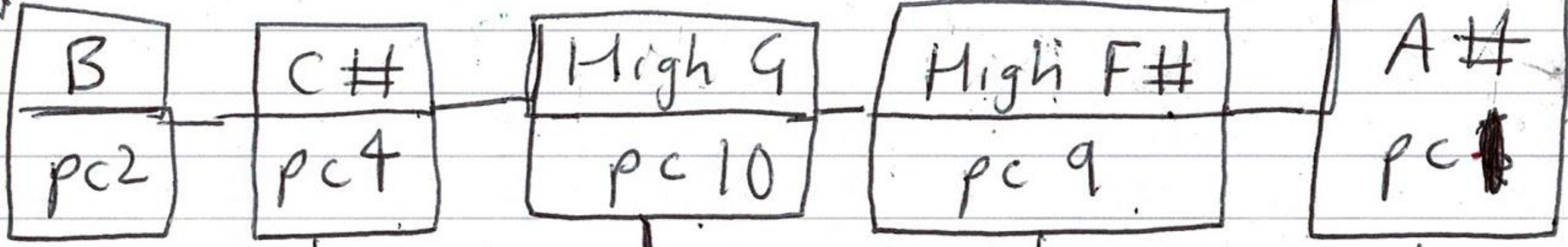
Effect 62.2 / and 29.2

See you in a while

1 of 4

CEP
cool edit files
cas_lesson

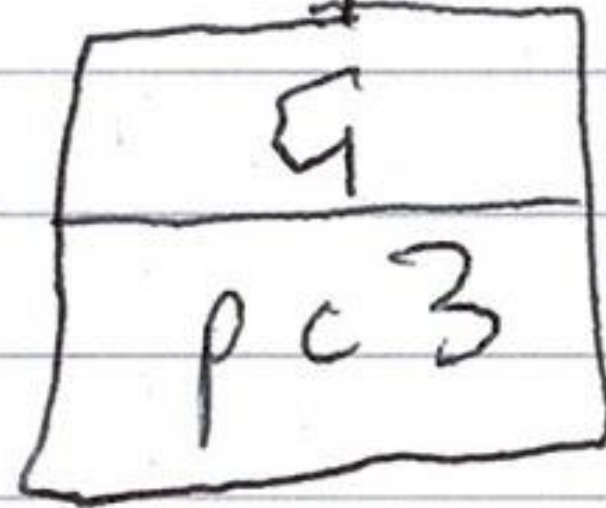
Main
Chords



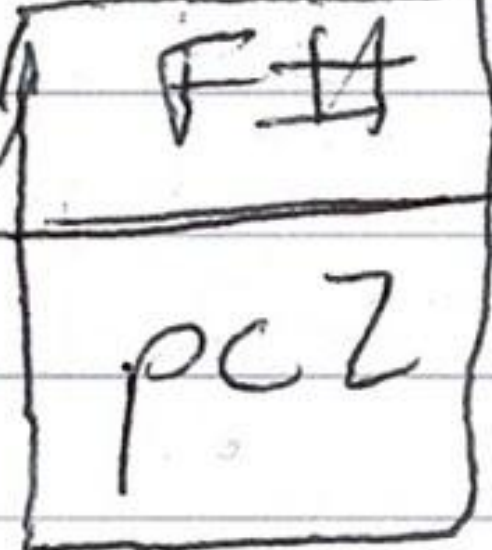
Cas_lesson 13.mp3




Sometimes



Sometimes




or sometimes



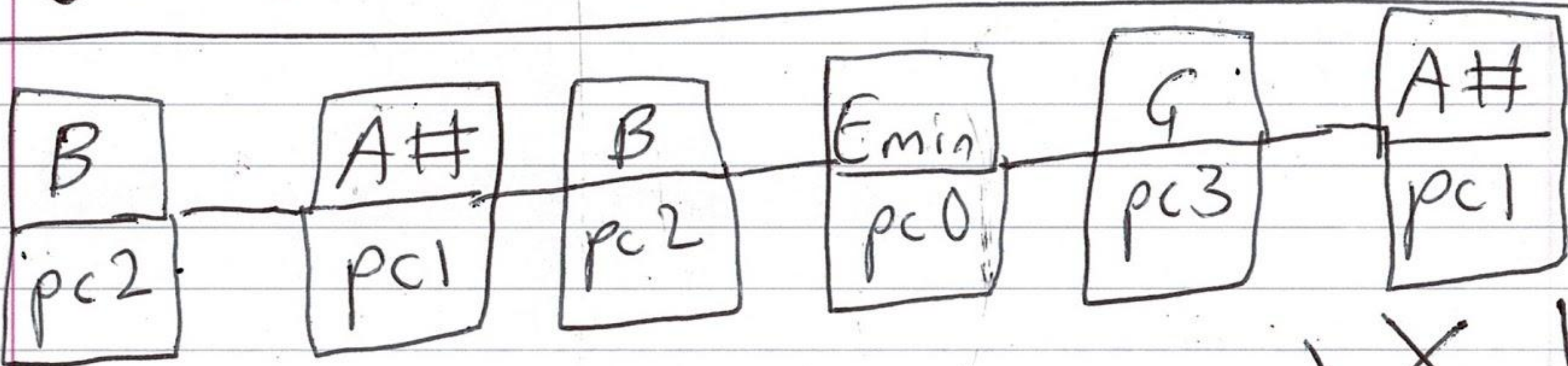
Break

Track 44 73.1-Effect

Tune up and down



Verse
Chords



(Effect 62.2, cas_lesson_32(2)_622.mp3)

X 1

STRUCTURE

Main chords x 4 (High A# version throughout recording)

"See you in a while" after first round.

After twice:

Intro solo: Track 28

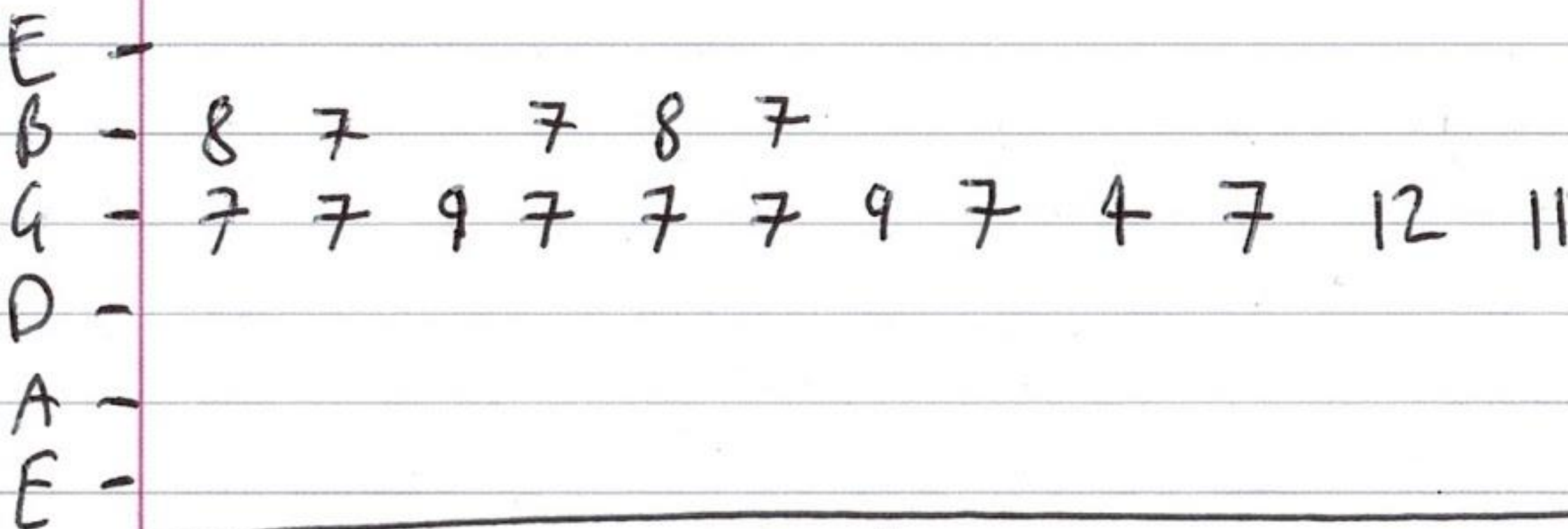
75.2 ← cas_lesson 28

88.2

Track 31

14.1 ← cas_lesson_31

252.mp3
141.mp3



Then Break A- 0 E- 0 Tuning up and down

See you in a while 2 of 4

over the break, play:

cas_lesson 14_422.mp3 - Effect 42.2

low E - 11 - 17 - E (low) - 2 x normal
 2 x short ~~end~~ end 17 held till riff change
 11 held till the lyric "hour"

Also over the break, play: ~~5~~

cas_lesson 13.mp3 (part of)

FIG. 1

E					X	
B	7	7	9	7	10	B
G	8	8			X	G
D					11	D
A						
E						

X 3

X 2 as above

X 1 as above but only 1 round of first part

X 1 as previous, but hold last part till riff change.

Also over the break, play:

cas_lesson 15_622.mp3 - Effect 62.2

E		17	14	16	16	14	17	14	16	16	14	
B	16	16	16			16					16	16
G	15	15	15									15
D												
A												
E												

X 6

~~X 5 as above~~

X 6 on each beat of ~~the~~ riff change

See you in a while 3 of 4

After break, play:

After, in an ~~hour~~

verse chords: B / A# / B / Emin / G / A# x1
main chords: B / C# / G / F# / A# x4

~~hour~~ When "hour" lyric comes in on B,
first chord of "main chords", play.

cas_lesson_29_141(2).mp3

Effect 14.1

"hour" solo - cas_lesson_26_502.mp3
Effect 50.2

E -
B -
G -
D - 4 11 9 5 8
A -
E -
x2

10 7 8 7 8 7 7
9 9 9 9
x4

cas_lesson 27_502
mp3
Effect 50.2

Then, over FIG.1 (page 2), play:

metal solo: Effect 17.3

E - 14 12
B - 12 14
G - 10 11 6 8 3 (3 3 11) x3 3 6 9
D -
A -
E -

Then

verse chorus B / A# / B / Emin / G / A# x1

~~chorus main chords~~ with main chorus x4 with:

E -
B - 7 7 8 7
G -
D - 7 9 7
A - 9 9 10 9
E - 9 10 9

Effect 50.2

jump solo

See you in a while : 4 of 4

Then Flg.1 with:

end solo cas_lesson_35_971.mp3

Effect 97.1

Diagram of a guitar fretboard with strings E, B, G, D, A, E. The diagram shows a sequence of notes: 10⁹ (B), 11⁹ (C), 11⁹ (C), 12 (C), and 4 (F#). A bracket under the first three notes is labeled "X3" and "Part a". The final note is labeled "4" and "E".

Diagram of a guitar fretboard with strings E, B, G, D, A, E. The diagram shows a sequence of notes: 3 (G), 2 (F), 0 (E), 4 (D), 3 (C), 0 (E), 3 (G), 8 (A), 8 (A), 6 (G), and 11 (C). A bracket under the first seven notes is labeled "Part b". The final note is labeled "11" and "High F#".

Track 39 octave down

Track 40 octave up

160 bpm

E - ~~7~~
B - 7 8 7
A -
D - 7 9 7
A - 9 10 9
E - 9 10 9

Selo 2 42.2

En 17 14 16

83 - 16 16 16

4 - 15 15 15

p.

A.

E - white

Track 15 silo 2.2 62.2

cas-lesson
15-622

How E-11 [^] 17

~~A Lesson we learned
Taught by you and me
Over and above
Calling back to me for tea
Cut the fruit in half
Wrapped it in a scarf
~~that~~ ~~Thank~~ that all the time
now The pleasure is mine~~

See you in ~~the~~ ~~what~~ a while
~~Captured in a time~~ See you all inside
 After, in an hour,
 I think I'll get a drink of ~~water~~

After all is sold
Me and you in the side
I meant to say inside
I get my words confused when I ~~like to talk~~ ~~order~~

cider
~~is cider~~
~~I want to be~~

See you in
a while

Lesson contd from overleaf

Solo 3 (Tracks 16, 17 and 18) 17.3

E - 14 12
B - 12 14
G - 10 11 6 8 3 (3 3) ^{x3} 3 6
D -
A -
E -

~~Unholy High rise~~

Solo 4 (Track 25, 26, 27) 50.2

Track 29 & 30 14.1

E -
B - 10 7 8 7 7
G - 9 9 9 (etc. same finger position)
D - 4 11 9 5 8
A -
E -

Solo 5 Track 28 75.2

Track 31, 14.1

E -
B - 8 7 7 8 7
G - 7 7 9 7 7 7 9 7 4 7 12 11
D -
A -
E -

Solo 6 Track 35 + 36 97.1 - index finger across 9th fret.

E - (10 9 (mute) 11 ^{pull off} 9) x 19 9 12
B -
G -

See you
in a while

Lesson contd.

Solo 7

Track 37

97.1

E -
B -
G -
D -
A -
E -

3 2 0 4 3 0 3 8 ~ 3 2 0 4 3 0 3 11 ~

8

11

6

9

Track ~~38~~³⁹ ~~term~~ octave down (A#)

Track 40 octave up (A#)

Solo 8

Track 44

~~72.1~~ 73.1

playing with ^{low}E string tuning.

~~16 2~~ ~~29 2~~
~~4.1~~

See you in a while

B C# G F# A#

B SYAW C# G F# A# x 3

detuning E

8 7 7 8 7
7 7 9 7 7 7 9 7 4 7 12 11

E — 17 14 16 | 16 14 | 17 14 16 16 14
B — 16 x3
G — 15
D —
A —
E — X6

~~AFTER IN AN HOUR~~

B A# B Emin G A#

AIAW

(D — Hour 4 X 11 9 5 8 —) X 2

See you in a while

See notes

B A# B Emin G A#

B C# G F# A# x4

AFAH

See you all inside

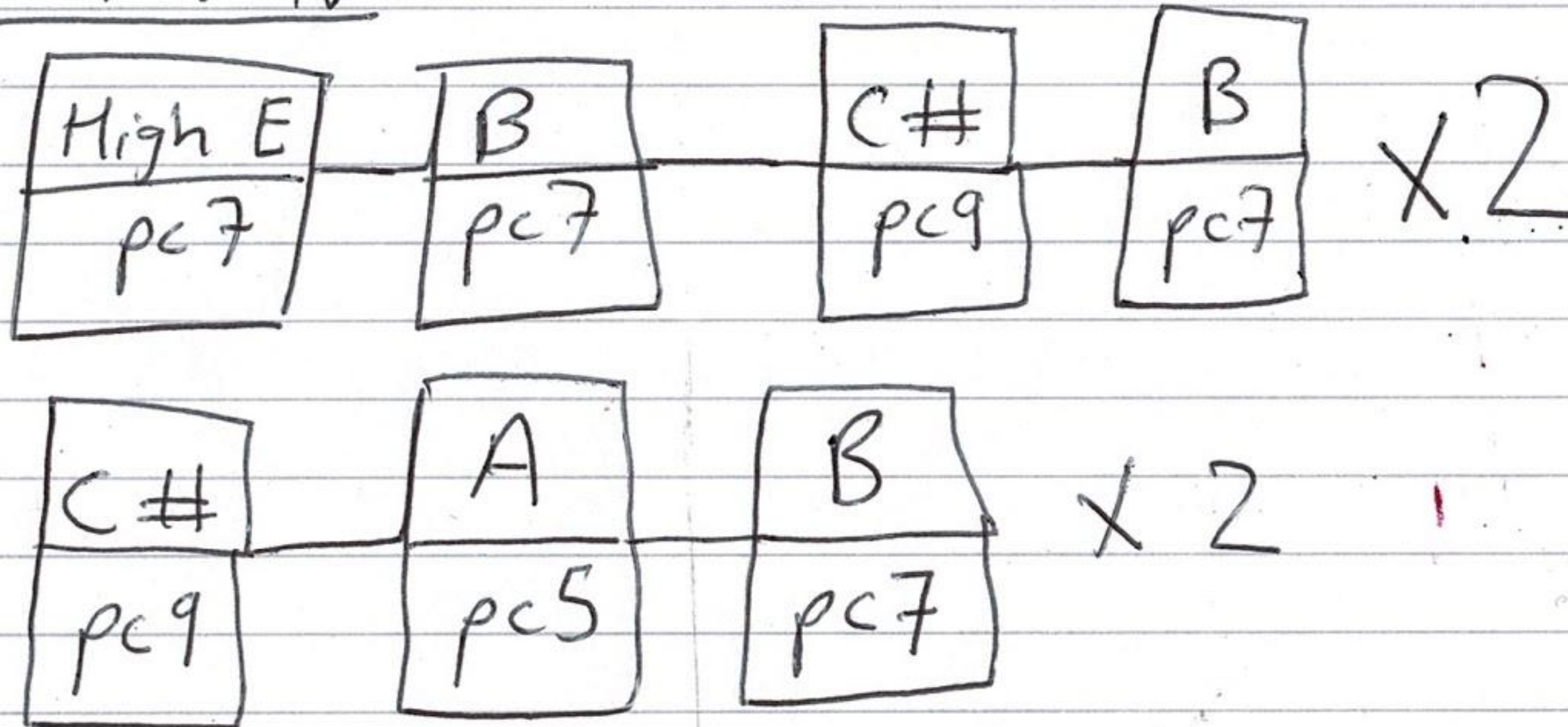
End solos

B A# B Emin G A#

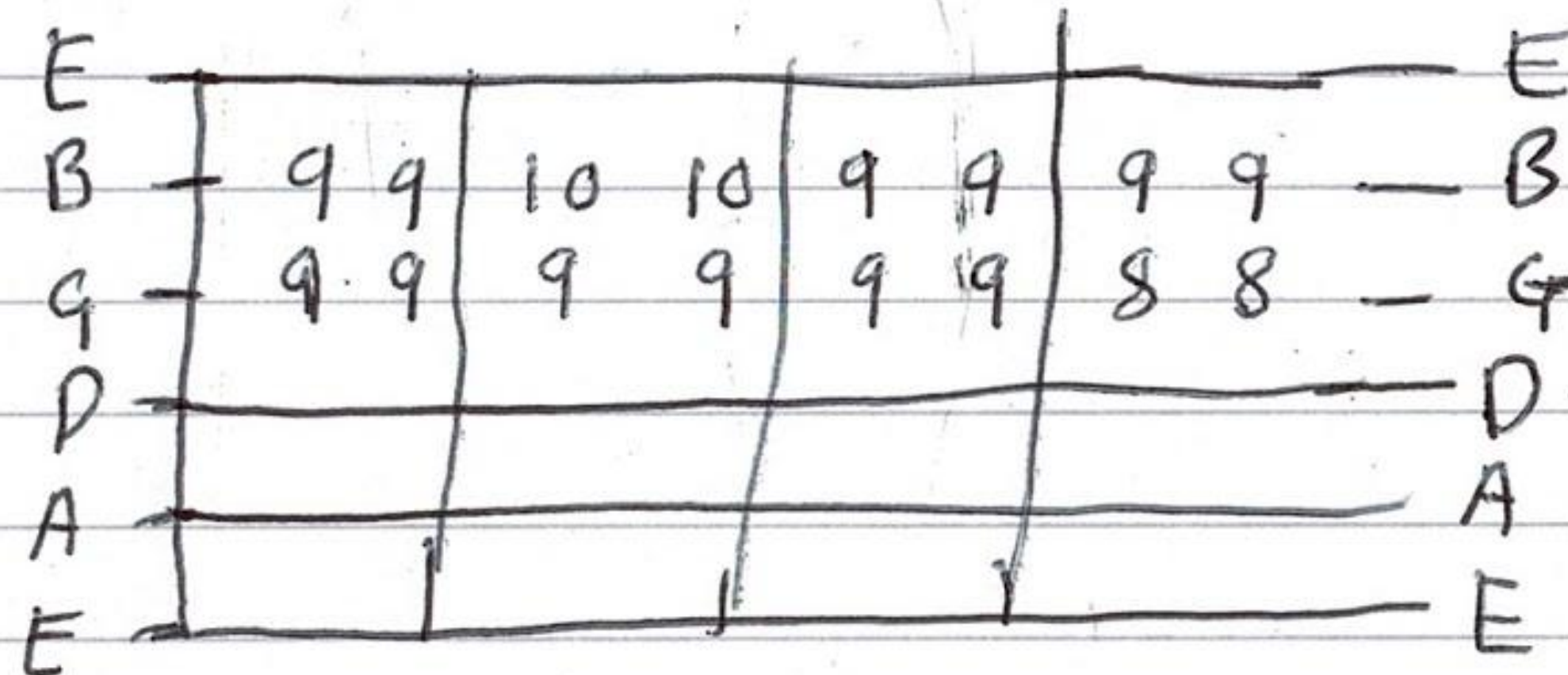
Somewhere 1 of 2

Voice 513
514
i had a wife
516
518
not in recording - between 520 & 522 - i had a wife solo
529
jam - 509
jam - 664
729
~~756~~

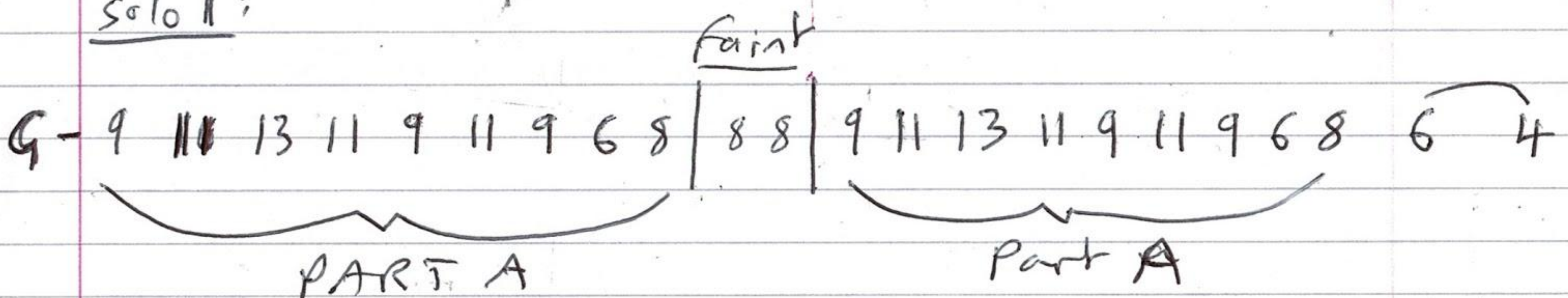
main riff:




constant solo:



solo 1:



solo 2:



Somewhere 2 of 2

solo 2 could:

E -
B -
G - 9 9 9 9 9 13 13 13 13 13 ~~13~~ 1 1 1 1 1 2 2 2 2 2 2 1 1 1 1
D - 4 4 4 4 4 4
A -
E -

~~finish solo 2~~ Then Part B (x4) ending on 9th fret G, holding.

solo 3:

A - 7 9 11 9 7 9 7 4 6 } 6 } Part C
Part C

solo 4: (over constant solo)

E -
B - 10 9 7 9 7
G -
D - 6 7
A - 9 7 9 - A
E - 9 - E
X 3

X 3

finish after two notes of solo's fourth run, first parts second line