

EDGEWORTH  
SONG NOTES v.1

Animals

As his wife repeats his name

Bald winkle

Broken dogs

Chives

Colonisers

Debutant

Dulcet September night

Face off

Feud

Goat tap

House hound

Hui Wei

Hung long all silent

Hung well

Instrumental 3

Instrumental 6

Instrumental 7

Intro

In the sun

Is it any wonder why

Is it visit

It's evening now

I was born in a mine

Knee bore

Left

Leyland moss

Long breath

Maiden Alice

Make us have no time

Marie

Matter of time

Merc

Message the stranger

Midnight roller

Mikhail Larionov

My head

Naked hand

No yes

Only need

Potato town

Road go

Roam

See you in a while

Servant girl

So many times

Somewhere

The farmer

The four degrees

The governess

The parlour

The whistle song

Vaslav Nijinsky

Wind blows ravaging time

With my ring

Wu Li An Le

<https://edgeworth.blog/>

<https://soundcloud.com/edgeworth-johnstone/animals>

# Drop D tuning

## Animals 1 of 3

### Main riff:

E -  
B -  
G -  
D - 0 0 0 1 2 1  
A - 3 2  
D - 0 0 0 0 0 0 ~~2~~ 3

### Chorus riff

E -  
B -  
G -  
D - 0 0 12 - bend to 13 0 0 (12 13) 0 0 12 20 3 1 1 4  
A -  
D -

bend ~~13~~ 13

### Contd. From page 2

u u 34 - bad vox  
u u 35 - u u  
u u 36 - u u  
u u 37 - vox  
u u 39 - drums  
u u 40 - main guitar  
u u 41 - lead  
u u 42 - u u  
u u 43 - u u  
u u 44 - u u  
u u 45 - lead in guitar  
u u 46 - u u

## INTRO:

E -  
B -  
G -  
D - 0 0 0 0 0 0 1 2 0 0 0 0 - D  
A - 0 0 - A  
D -

### Discordant hits: (cas\_anim 4 (2).wav

#### CLEAN GUITAR

E -  
B - X  
G - 9 9  
D - X  
A - 10  
D - X

↓ F I N G E R P O S I T I O N

E -  
B - 9 1  
G - 5 R  
D - X 5 M -  
A - M 10  
D - X

muted with thumb

#### DISTORTION GUITAR

E -  
B 10 5  
G X X 4 5 4  
D 10 5  
A X X  
D

F14.1

FIG. 1

u in 5 - lead  
 cas - arimb - bad vox  
 u u 7 - " "  
 8(2) - " "  
 1 u 8 - " "  
 u u 9 - chorus rith  
 u 10 - lead  
 u u 11 - lead <sup>Thom</sup> <sub>nar</sub>  
 u u 28 - bad vox  
 u u 29 - vox  
 u u 30 - bad vox  
 u u 30a - guitar main  
 u u 31 - " "  
 u u 32 - harmonic  
 main riff  
 u u 33 - vox

u u 11 - lead <sup>Harmon</sup>  
 u u 28 - bad vox  
 u u 29 - vox  
 u u 30 - bad vox  
 u u 30a - guitar main  
 u u 31 - " "  
 u u 32 - harmonic <sup>main riff</sup>  
 u u 33 - vox

Cas-anim11.wav

Play this while  
bass plays  
chorus riff

Harmonizing ~~the~~ with main riff

E	-
B	-
G	-
D	-
A	5 5 5 5 5 7 8    5 5 5 5 7 5
D	-

Animals 3 of 3

<u>lead-cas-anim</u> 45.wav in guy, in guy go													
B-	x	7	x	7	x	7	x	7	x	7	x	7	8 7 5
B-													7 5 3

Animals solos

Three solos in total:

- solo 1: Hnnnnnn Naarrrr (starts on 10B) - (Fig 1 top of page 2)
- solo 2: in guy, in guy go (starts on x7 (above))
- solo 3: Discordant hits

# Animals

Structure: Intro:

main x 4 - verse 1

chorus x 4 - Hmmm Nnnnn

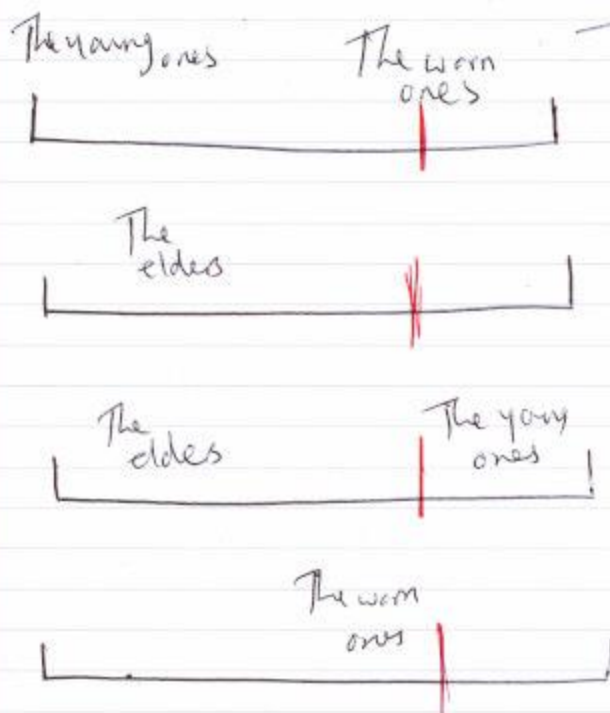
main x 4 - verse 2

chorus x 4 - The young ones, W, E, E, Y, W

Drum 1 x 8

Drum 2 x 4, then 1 extra

1 min:



## STRUCTURE

Intro

main - verse

chorus - Hmmm Nnnn - FIG. 1

main - verse

chorus - young ones - lead (14 - E)

outro

with bass  
behind, half way  
through.

~~2000~~

A -

O - 0001

0

0

ish

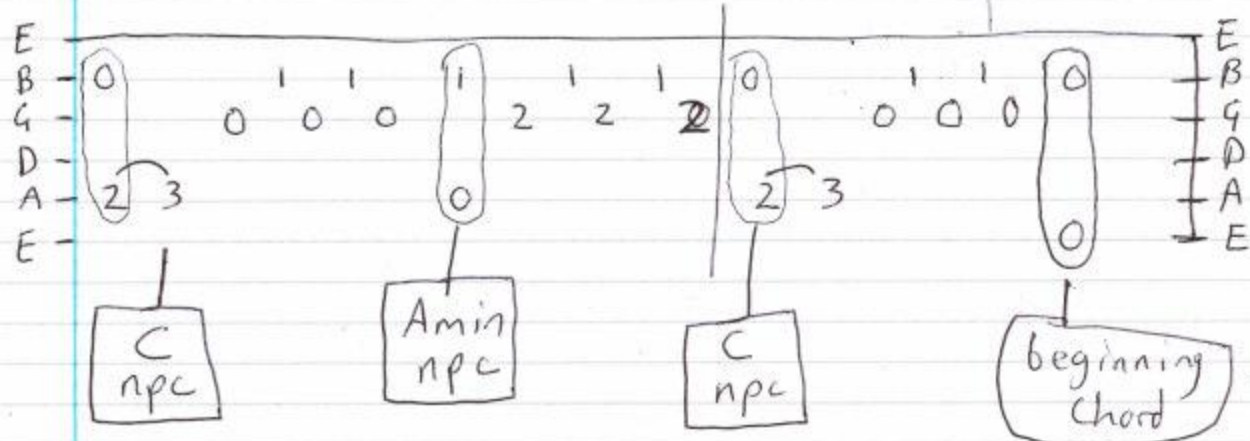
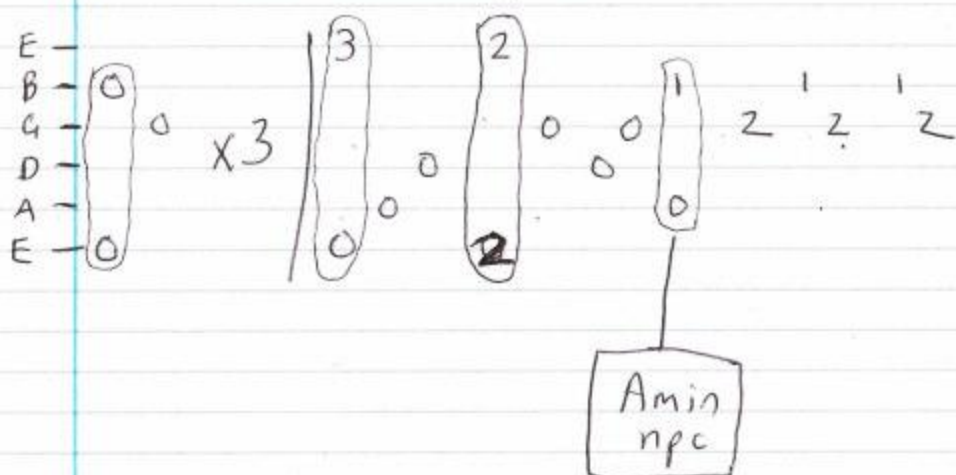
As his wife repeats his name

<https://soundcloud.com/edgeworth-johnstone/as-his-wife-repeats-his-name>

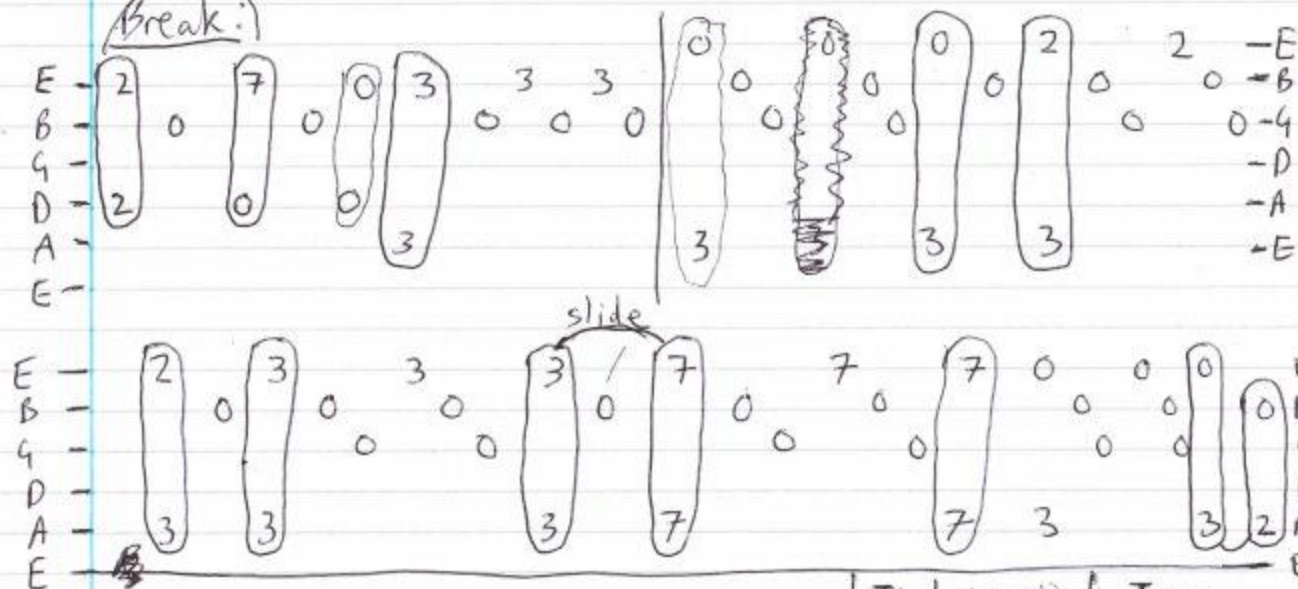
<https://soundcloud.com/edgeworth-johnstone/as-his-wife-repeats-his-name-1>

Starts 255

Use  
Aardacity  
Rev  
on  
MIX



Slide  
Break:



Bass:

E E G F# B A  
B-C B-C E  
E B A C  
E F# G B / C B

T1	acoustic	Jazz
T2	bass	
T3	elec. g.	
T4	vox	Jazz

Bald winkle

<https://soundcloud.com/edgeworth-johnstone/13-bald-winkle-2>

<https://soundcloud.com/edgeworth-johnstone/9-bald-winkle>

Broken dogs

<https://soundcloud.com/edgeworth-johnstone/broken-dogs>

<https://soundcloud.com/edgeworth-johnstone/broken-dogs-2xcd-pee-soup>

<https://soundcloud.com/edgeworth-johnstone/brokendogs-tape-f>

# Broken dogs

voice 412

Intro (voice 726)

E -  
B - 2 0  
G - 1 0 2 0  
D - 2  
A - 1 4  
E -

First solo  
Fade out  
under main riff

0 riff      2 riff

Couple of Shattered  
High E  
7pc

418  
419  
420  
422  
468  
502  
503  
504  
510  
511  
512  
726

Main riff: (53.1)

A      B

E -  
B -  
G -  
D -  
A - X 1 2 1      1 2 1      0 2 0      0 2 3      0 2 3      2 3 2 0  
E - 0 X      3 3 3      0 1 0 1      3      1

solo lead: voice 512

(35.2)

E -  
B - 0 9 8  
G - 0 00 00000 9  
D -  
A -  
E -

When 2nd part of main riff starts, start playing

High E 7pc      High F 8pc

back ground riff

Stop playing background chords for Solo, and go back to 1st part of main riff

## STRUCTURE

Intro  
Main riff A - first solo  
Main riff B - High E / High F  
Main riff A - solo lead  
Main riff B - High E / High F  
Break - with C# and F pcs played along

IG reminds me of your Broken dogs

break:

E -  
B - 6  
G - 6 7  
D - 5 5  
A - 4 4      4 4 5 4 3      4 4 5  
E - 2 1

end chords

C# pc 4 → High E pc 7

once down to B pc 2

# ACOUSTIC VERSIONS

starts 269  
ends 300

Tape C  
2018

## Broken dogs

<u>GUITAR1</u>	<u>GUITAR2</u>
Intro	Intro
Riff A	start bit
Riff B	High E/High F
Riff A	solo lead
Riff B	High E/High F
Break	Break
Riff A	Riff A
Break	Outro

← vox at beging of 4th  
← vox at end of 1st

Microcube  
Settings same  
as it's evening  
now

T1	Guitar1 (above)	Electric acoustic SMS7 → VE20 11 Voice Perc RL 88	9
T2	Guitar 2 (above)	As above	8
T3	Bass	As above (with Microcube)	7.5
T4	Drums & Vocals	As above	10

22/7/18

<https://soundcloud.com/edgeworth-johnstone/chives>

<https://soundcloud.com/edgeworth-johnstone/chives-2-2xcd-pee-soup-version>

<https://soundcloud.com/edgeworth-johnstone/chives-1-2xcd-pee-soup-version>

<https://soundcloud.com/edgeworth-johnstone/chives-tape-f>

<https://soundcloud.com/edgeworth-johnstone/chives-version-d>

# Chives (1 of 2)

tape counter 107-147

Voice

974

975

976

977

Recorded on x-12

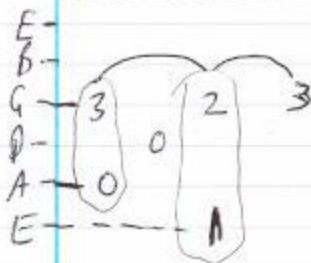
Sanyo red i cassette

T1 elec. gu. 42.2

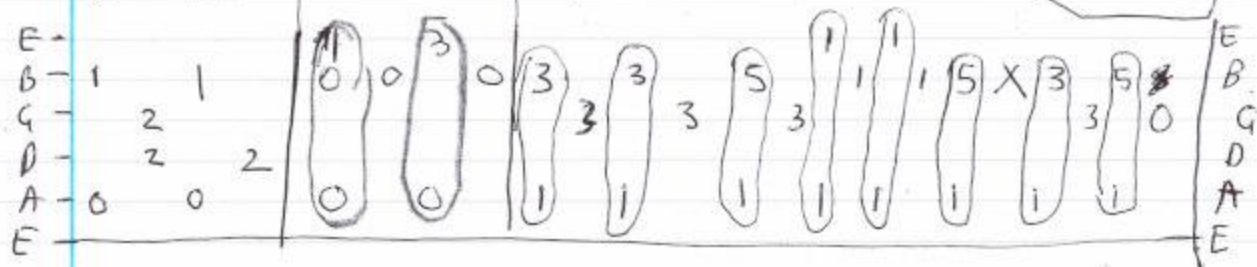
T2 vox 08 Arena

T3 bass 20.2

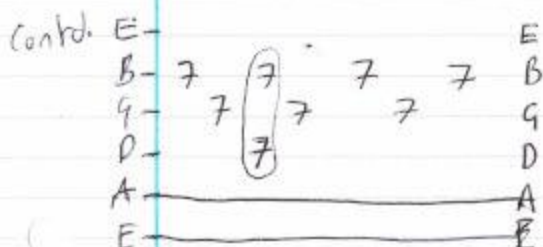

Main riff:



— All of my money on you  
(Amin) (A#1pc)



High bit: - Bar across High E, B, G, D on 7th fret



Maybe it's true  
I spend all of my  
money on you  
in light  
and time  
and chives

with chime  
and time

onward  
tiring  
tiring  
dream

# 

with	Chime (A# pc maj 6th)	and time
E		E
B		B
G	7	G
D	8	D
A	8	A
E	6	E

onward (F pc 1 maj)	tiling G npc, with 3G	firing	dream A# pc 6 maj
E			
B			
G	2	5	7
D	3	5	6
A	1	5	
E	1	5	

# Acoustic versions

Tape C 2018

## Chives

starts 340  
ends 387

T1	Elec. string acoustic	SM57 → VE20 → 01 Hard rock RL53	9.5
T2	vocals & electric guitar	SM57 → VE20 01 Hard Rock RL53 Guitar in Microcube	10
T3	Bass	As above	8
T4	Drums	SM57 → VE20 As above + Floor tom + Snare with tambo	10

Bass:

A F

A A# A

A# F G A A#

<https://soundcloud.com/edgeworth-johnstone/colonisers>

<https://soundcloud.com/edgeworth-johnstone/colonisers-phone-version>

<https://soundcloud.com/edgeworth-johnstone/colonisers-2-2xcd-pee-soup>

<https://soundcloud.com/edgeworth-johnstone/colonisers-1-2xcd-pee-soup>

<https://soundcloud.com/edgeworth-johnstone/colonisers-3-2xcd-pee-soup>

<https://soundcloud.com/edgeworth-johnstone/colonisers-tape-f>

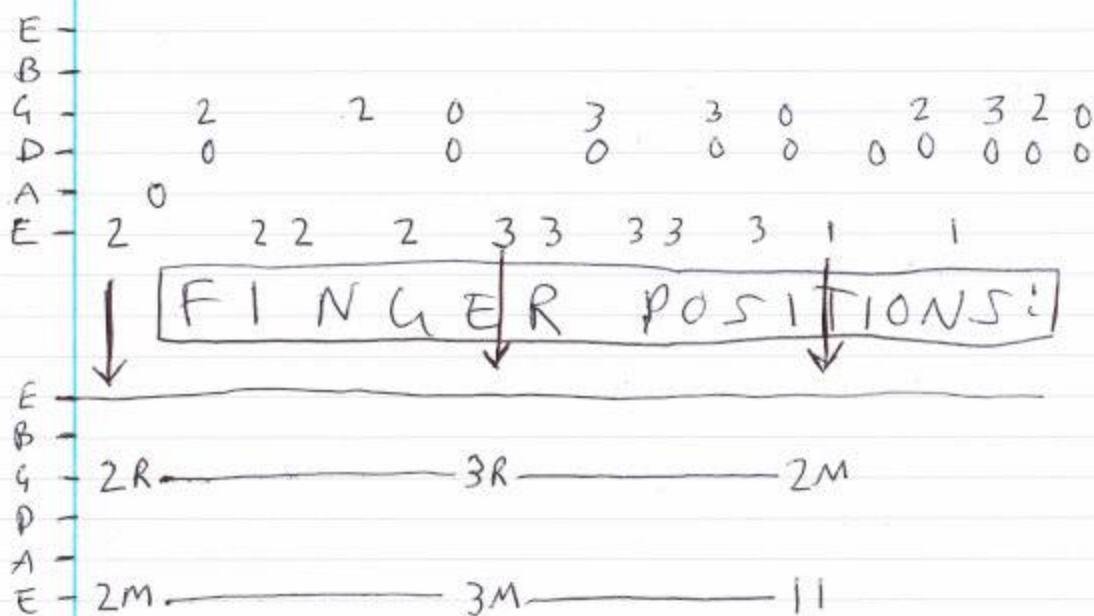
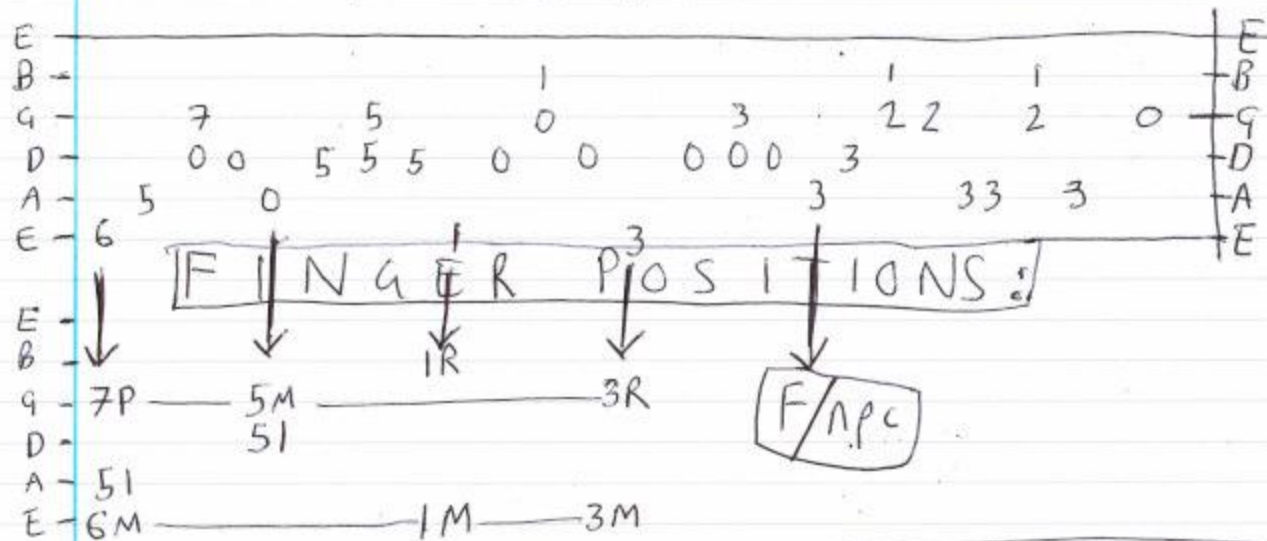
<https://soundcloud.com/edgeworth-johnstone/colonisers-version-d>

# Colonisers 1 of 2

Voice  
903  
897  
898  
901

T1 - Acoustic

T2 - vox 08 Arena



# Colonisers 2 of 2

Diagram showing finger positions for Colonisers 2 of 2. The diagram includes a scale on the left (E, B, G, D, A, E) and a scale on the right (E, B, G, D, A, E). Finger positions are indicated by numbers 1-5 and 0 (thumb).

**Left Scale:**

- E: 4
- B: 5
- G: 4
- D: 4
- A: 5
- E: 4

**Middle Scale:**

- E: 6
- B: 7
- G: 6
- D: 6
- A: 8
- E: 6

**Right Scale:**

- E: 2
- B: 2
- G: 0
- D: 0
- A: 3
- E: 0

**Finger Positions:**

- E: 2
- B: 2
- G: 2
- D: 2
- A: 3
- E: 0

**Boxed Labels:**

- G# pc Maj
- A# pc Maj 6th

Diagram showing finger positions for Colonisers 2 of 2. The diagram includes a scale on the left (E, B, G, D, A, E) and a scale on the right (E, B, G, D, A, E). Finger positions are indicated by numbers 1-5 and 0 (thumb).

**Left Scale:**

- E: 2
- B: 3
- G: 3
- D: 3
- A: 3
- E: 3

**Middle Scale:**

- E: 2
- B: 2
- G: 3
- D: 3
- A: 3
- E: 3

**Right Scale:**

- E: 3
- B: 3
- G: 4
- D: 4
- A: 3
- E: 3

**Finger Positions:**

- E: 3
- B: 3
- G: 3
- D: 3
- A: 3
- E: 3

**Boxed Labels:**

- A# pc 1st

Diagram showing finger positions for Colonisers 2 of 2. The diagram includes a scale on the left (E, B, G, D, A, E) and a scale on the right (E, B, G, D, A, E). Finger positions are indicated by numbers 1-5 and 0 (thumb).

**Left Scale:**

- E: 1
- B: 2
- G: 2
- D: 3
- A: 3
- E: 3

**Middle Scale:**

- E: 1
- B: 2
- G: 2
- D: 2
- A: 2
- E: 2

**Right Scale:**

- E: 3
- B: 3
- G: 3
- D: 3
- A: 3
- E: 3

**Finger Positions:**

- E: 3
- B: 3
- G: 3
- D: 3
- A: 3
- E: 3

**Boxed Labels:**

- F npc

**Finger Position:**

- E: 11
- B: -
- G: 3P
- D: -
- A: -
- E: 3R

## Colonizers Bass

A# A F G F F# G

F G# A# F# G

A# F G G

~~4~~

<https://soundcloud.com/edgeworth-johnstone/7-debutant>  
<https://soundcloud.com/edgeworth-johnstone/16-debutant-2>  
<https://soundcloud.com/edgeworth-johnstone/2-debutant-1>

## Dulcet September night

<https://soundcloud.com/edgeworth-johnstone/dulcet-september-nights>

<https://soundcloud.com/edgeworth-johnstone/dulcet-september-nights-2xcd>

<https://soundcloud.com/edgeworth-johnstone/dulcet-september-nights-290918>

<https://soundcloud.com/edgeworth-johnstone/dulcet-september-nights-tape-e>

<https://soundcloud.com/edgeworth-johnstone/dulcet-september-nights-version-d>

<https://soundcloud.com/edgeworth-johnstone/21-dulcet-september-nights-b>

<https://soundcloud.com/edgeworth-johnstone/20-dulcet-september-nights-a>

<https://soundcloud.com/edgeworth-johnstone/2-dulcet-september-nights>

<https://soundcloud.com/edgeworth-johnstone/2-dulcetseptembernight-010379>

<https://soundcloud.com/edgeworth-johnstone/2-dulcet-september-nights-1>

starts  
VI 136  
2/3/81

# Dulcet September nights

voice 1260  
1259  
1258  
1296

Dulcet September nights  
Dulcet September nights  
Whatever did you need me for?

Bouncing off the walls of corridors, hallways  
~~I didn't borrow it off anything~~ In the corridors of anything  
off ~~the~~ the dormitory ~~at~~ for the thinking. ~~any~~ OA ny

## FADE OUT

F majored (with 4th B and 3rd G)

G# majored (with 7th B and 6th G)

C majored on 8th (with 11th B and 10th G)

A majored on 5th (with 8th B and 7th G)

F, F, E, F, G#, G, E, C#  
F, F, E, F, G#, G, E, A#

F, G#, C  
C, G#, F

## 2 riff intro

Play through twice

Break

Play four verses

VI  
T1 - Acoustic OG Jazz 10  
T2 - bass 10  
T3 - vox OG Jazz 10  
T4 - drums OG Jazz 7.5

mini acoustic - T1 - guitar & vox ~~PT guitar & vox~~ ~~Gardner vox~~ 10

V2  
T2 - bass 6  
T3 - drums 8  
T4 - ~~mini acoustic~~ ~~vox~~ 8

mini acoustic lead

B - 4 3 0  
G - 4 3 0  
D - 0 2

V3  
Same as V2, but no T4.

# Dulcet September Nights Bass

F	D#	A#
G#	F#	C#
C	A#	F
A	G	D

Face off

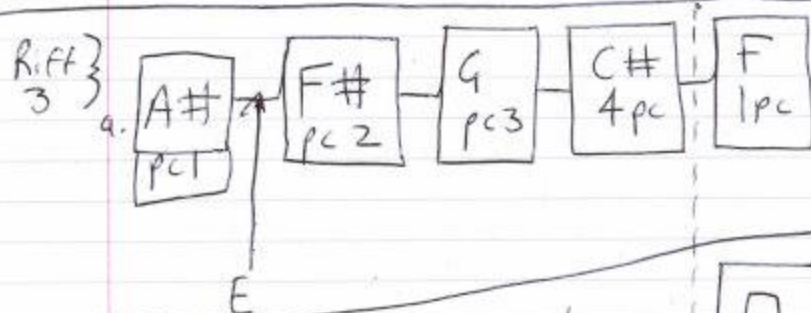
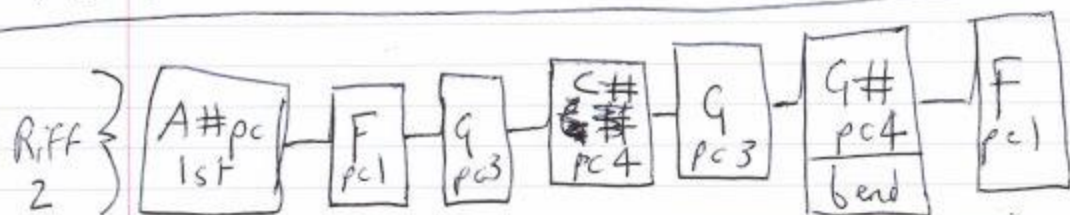
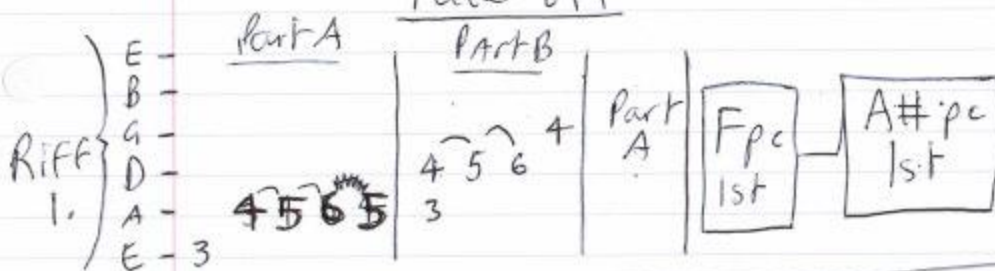
<https://soundcloud.com/edgeworth-johnstone/face-off>

<https://soundcloud.com/edgeworth-johnstone/face-off-2xcd-pee-soup-version>

play quite slow

Face off 1 of 2

voice 712  
717  
718  
719  
720  
721  
722  
~~723~~  
~~724~~  
711

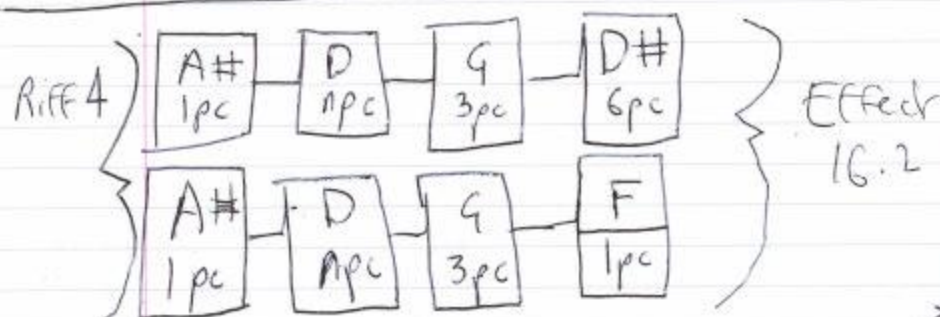
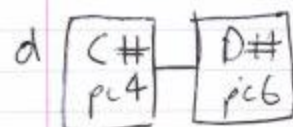


Effect

Riff 1 53.1  
Riff 2  
Riff 3  
Riff 4 16.2

b. Same as above but last chord D 5pc

c. ~~Riff 3a~~ Riff 3a



STRUCTURE

1. 2. 3.

1. 2. 3.

1. 2. 4.

OUTRO (1. bass)

intro solo	1	2	3
third solo	1	2	3
VOX	1	2	4
third solo	1	2	4
VOX	1	2	4
OUTRO (bass)	1	2	3

extra guitar just strumming every start Gpc 3 maj

20F2

Intro solo:

part a

Part 6.

Part a

Effect 42.2

Effect 22.3

~~second solo:~~ third solo:

Third Solo:

E  
B  
G  
D  
A  
E

Fourth solo:

Solo after the first verse: Effect 76.2 The Brat

At the same  
time the door  
was opening

E  
B  
G  
S  
A  
E

second solo

Effect 16.2 Basic Drive ← (Cool edit track 15)

E  
B  
G  
A  
F

Hammer between 11 and 14

Says ~~that~~ ~~up~~ that one

I new ~~you~~ then

Had it sound, had it again

Have it here

FACE OFF

solo 16.2 Basic Drive Track 15

E	-	14	11	
B	-		14	
G	-			
D	-	11	13	11 13 11
A	-			11 13
E	-			

Main riff

E	-																		
B	-																		
G	-																		
D	-	X				X	4	5	6	X								3	
A	-	X	3	4	5	6	5	X	3	3	3	X	4	5	6	X	3	X	3
E	-	X	3	3	3	3	3	X				X	3	3	3	X	3	X	1
																X	1	X	
		G						C								F		A#	

# FACE off contd.

E -														
D -														
G -	3			6										
D -	3	3	5	6	5	6	6	6	6	3	3	3	3	
A -	1	3	5	4	5	6	6	6	6	3	3	3	3	
E -	<del>3</del>	1	3		3	4	4	4	4	0	1	1	1	1

A# F G C# G G# E F

# Acoustic Versions

Tape C 2018  
starts 459  
ends 488

## Face off

Riffs:  $\left. \begin{array}{l} R1 \times 4 \\ R2 \times 1 \\ R3 \times 2 \end{array} \right\} \times 2$

$\begin{array}{l} R1 \times 4 \\ R2 \times 1 \\ R4 \times 1 \end{array}$   
Bass plays R1

T1	Elec. String Acoustic	Same as T3	10
T2	Elec. Guitar Lead		9.2
T3	Bass and Vocal	SMS 79VE20 01 Hard Rock RL53 Bass in microcube	9
T4	Drums - Floor tom - snare with tambo on	As above	8.2

Microcube  
Settings  
Same as  
Midnight  
Roller

<https://soundcloud.com/edgeworth-johnstone/12-feud-6>  
<https://soundcloud.com/edgeworth-johnstone/11-feud-5>  
<https://soundcloud.com/edgeworth-johnstone/10-feud-4>  
<https://soundcloud.com/edgeworth-johnstone/9-feud-3>  
<https://soundcloud.com/edgeworth-johnstone/8-feud-2>  
<https://soundcloud.com/edgeworth-johnstone/1-feud-1>  
<https://soundcloud.com/edgeworth-johnstone/15-feud-3>  
<https://soundcloud.com/edgeworth-johnstone/11-feud-2>  
<https://soundcloud.com/edgeworth-johnstone/4-feud-1>  
<https://soundcloud.com/edgeworth-johnstone/6-feud>  
<https://soundcloud.com/edgeworth-johnstone/13-feud>  
<https://soundcloud.com/edgeworth-johnstone/13-feud-1>

## Feud

~~Break~~ break intro

Who made a Feud: Well make out. That we'd find it about.  
We'll make it off, and bleed it in, call the finest of gin  
and we'll all be gone.

We make him sow, and pull it up. ~~And~~ when we find him.  
We'll cough.

He'll walk your arm, and bring him damp  
With a seizure and frown. We'll all be gone

**BREAK**

He'll make a sound and put it up. <sup>wake up</sup> ~~Make a songbird of y'all.~~  
Cap it up. Let it in. You'll find me in Lynn. ~~and we'll be gone~~

And we'll all mark it down

Find a palm hit with frown

We made a pet, and pet it. With a farmer well trip. And we'll <sup>hold</sup> on ~~hold on~~

**HIGH SLOW BREAK** — Ah — Ah —

With your barrelling mind, you remind me of mine.

And when it hits and it's whole, you'll find it a mole.

~~Wear a pound and a bib~~

<sup>make a songbird of y'all</sup>

Call an office a lid.

Cap will fall. Tap it on. Put a singlet above

→ You might have said wear a bib

and we'll all be gone

**BREAK**

**(Feud 5 ending) — Slower**

You made a feud

And make out

Lung

With your barrelling mind you remind me of the time

I <sup>had</sup> ~~had~~ a long ~~stand~~ <sup>mighty</sup>

Now find it. G#

# Fend &

①

Who made a Fend will make out that we'd find it about.  
We'll make it off, and bleed it in, call the finest of gin  
and we'll all ~~totally~~ be gone.

~~We make him sow and pull it up~~

~~We'll make it slow, and put it up~~

We make it up to  
sound it out

~~When the crowd hears~~

~~when we find him, we'll cough~~

And when we find him, we'll cough

He'll walk your arm, and bring him dump

With a seizure, ~~and~~ frown

~~and~~ we'll all be gone.

BREAK — X 4 —

He'll make a sound and put it up

~~when I find him, with out we're the songbirds of dawn~~

Made a Songbird of y'all.

cap it up. Let it in

~~Will he find me in Lynn. It's good to see you we go on.~~

And we'll all ~~make~~ <sup>mark</sup> it down

Find a palm hit with frown

We ~~And~~ made a pet, and pet it

with a former, we'll trip

and we'll hold on.

HIGH SLOW BREAK

Ah — Ah —

2

## Fend ~~4~~ coat.

With your barreling ~~the~~<sup>mind</sup>, you remind me of mine.  
And when it hits and it's whole, you'll find it a mole  
Wear a pound and a bib  
be, de, be be, be, der

---

## Fend ~~4~~ 4 ending

With your barreling mind, you remind me of mine  
~~With~~ Your hangs and ~~fills~~<sup>ad</sup> are ~~the~~<sup>the</sup> finest of gin.

---

## Fend 5

You might have said "Get in!"  
But I didn't hear ~~it~~<sub>you</sub>, for the din.

---

## Fend 5 ending better than 4 (2: ~~17~~<sub>ish</sub>)

You made a fend

And make out

Long.

With your barreling mind you remind me of the time  
I have a long, shard

Now Fend him.

Hold on.

Tap it on. Put a singlet above  
Played carkers with y'all

Voice 1408 | 1412  
 1409 | 1413  
 1410 | 1414  
 1411 |

Intro x 2

Who made a feud?  
 or sent it out.  
 When I find it  
 about

I made it up  
 Ticketing  
 Call the finest  
 a chin

And we'll all be gone.

Call it sub  
 of what eye all  
 played our conkers  
 with y'all



net it up  
 tap it on  
 Put a singlet  
~~at~~ a bar

And we'll all be gone.

With your borelling mind  
 You remind me of mine  
 Part it up  
 and put it in  
 It's good to see you  
 a chin

And we'll all be gone

With your borelling mind  
 You remind me of mine  
 Lung Titty  
 Find this mirror

4 track tape B 2018  
 Starts at 439

Fend 1 of 3  
 vol

T1	acoustic guitar	11 voice
T2	drums	perc
T3	bass	45
T4		37.1

Bass: ~~A~~ Intro: G E

Main: E G C C | A C

Brenk: F F A G (x2)



F D A A  
 F D A G  
 F D F

# Feud

voice

Who made a feud?

with uniformed guys?

~~ask~~  
~~not~~

~~bring out~~  
well I shd. k  
about

1408

1409

1410

1411

1412

1413

1414

I made it up

~~you took my drawers~~

~~in times crystallized~~

Take it in

~~that in time crystallized~~

call it the finest of gin

It made us all be bored

~~BREAK~~ B1

✓ She stood out

✓ The likely loners

~~that crowd out~~

~~in an hour we found~~

we crowded

in town

~~that crowd out~~

~~that crowd out~~

met it up

Tap it on

Made a song bird  
before long

and made it all be bored

will all be gone

~~BREAK~~ B2

With your bawling mind

You remind me of mine

~~but mine has bored its hole~~

Let it song

Put it in

It's the finest of F gin.

It's inevitably leaker

and is bound to be in need

There ain't no more to be told

ENDING

It's a matter of time

1413

B

G - 4 5 4

P - .5 4 10 9

A -

E - 9

E min 5 4

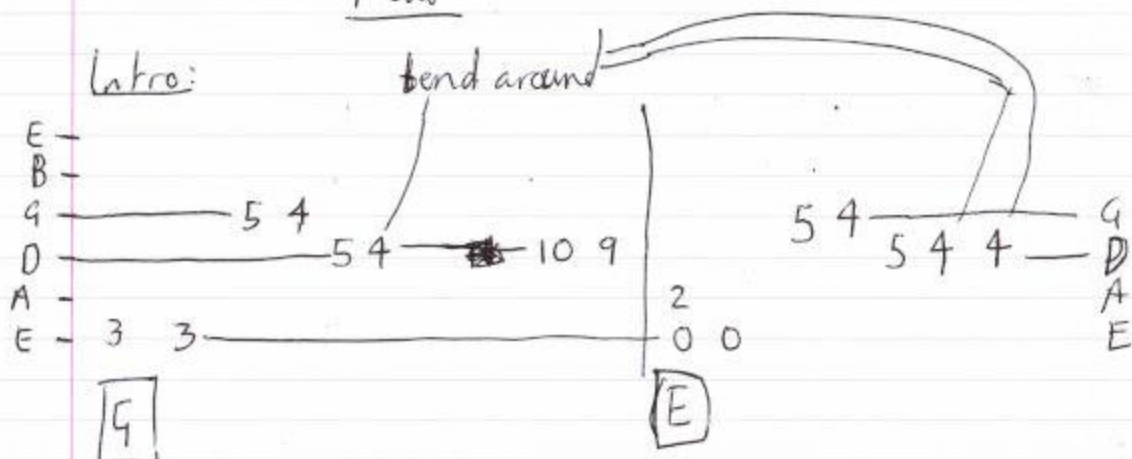
5 4 4

2

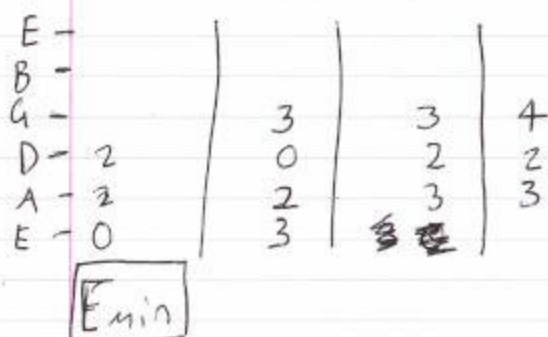
WOW OF OLDIES

# Fend 2 of 3

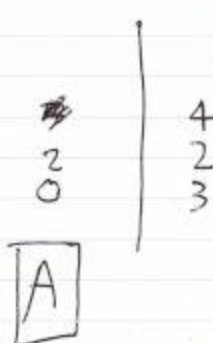
Intro:



verse chords

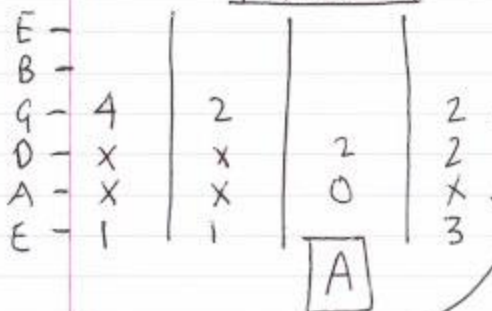


All be gone part:

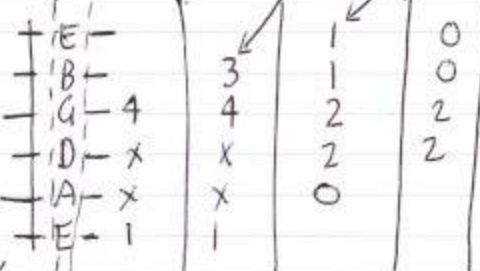


Break chords:

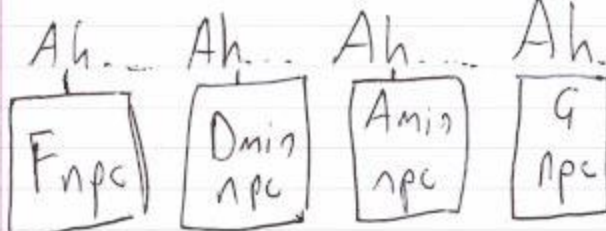
PART A



play mostly this note



x2



just 3 on low E  
muted A  
open D and G

Fend 3 of 3

Ah  
F  
npc

Ah  
Dm  
npc

→  
E -  
B - 3  
G - 0  
D - 0  
A - x  
E - 1

Strum  
~~1 2 3 4~~ 1 2 3  
Verse  
starts

Verse - Intro riff x 4

---

End Break

Then will all be gone  
(on iphow)

Octave chords after main riff  
F, F#, F, A

---

Sent it out  
~~town is low~~ and lack and low  
Some ~~the~~ crowded doll town

Made it up  
Tap it on

5

~~Wrote~~

This is sent  
of what ~~I~~ ~~and~~ eye all  
~~fail it~~  
~~the friend~~

~~4~~ Fall a long  
At under her door

Who made a friend?  
or sent it out.  
When I find it  
about

2 - ~~sent it out~~

1 - Played a song

2 - I put it in

2

I made it up  
~~and fell along~~ Take it in  
Call the finest, a chin.

our  
played ~~conkers~~  
with y'all.

3

With your bawling word  
You remind me of mine.  
Part it up  
Put it in  
It's good to see you.  
A chin

4

With your bawling mind  
You remind me of mine  
Lung Titty  
Find this mirror.

## Fend - Urban demos 060319

226-309

T1- really old acoustic vezo 05<sup>①</sup>  
T2- bass ② 15.1  
T3- drum ③  
T4- vox ④ vezo 05

changing tempo

vezo-05

bass: 45.1 OldSch Wah  
back pick up

drums: with drumsticks  
left: small sand board box  
right: hard wood clipboard

<https://soundcloud.com/edgeworth-johnstone/goat-tap>  
<https://soundcloud.com/edgeworth-johnstone/goat-tap-3-2xcd-pee-soup>  
<https://soundcloud.com/edgeworth-johnstone/goat-tap-2-2xcd-pee-soup>  
<https://soundcloud.com/edgeworth-johnstone/goat-tap-1-2xcd-pee-soup>  
<https://soundcloud.com/edgeworth-johnstone/goat-tap-290918>  
<https://soundcloud.com/edgeworth-johnstone/goat-tap-tape-e>  
<https://soundcloud.com/edgeworth-johnstone/goat-tap-version-d>  
<https://soundcloud.com/edgeworth-johnstone/8-goat-tap-b>  
<https://soundcloud.com/edgeworth-johnstone/7-goat-tap-a>  
<https://soundcloud.com/edgeworth-johnstone/9-goat-tap>  
<https://soundcloud.com/edgeworth-johnstone/3-goattap-010379>  
<https://soundcloud.com/edgeworth-johnstone/1-goat-tap>

# Goat Tap

## Intro

A sat, Melonate and Phawn a  
not a single bone a man can read  
With the mountain saying  
He said go back  
Go tap to it he would agree

Dealing in E his goat tap  
he would spring in to it on his own  
The mountain said "Don't act stupid!"

## Intro

Kid said it started, must it not be  
I've only seen an adult tap for phones  
Whereas I would do it on my own

C#	C	B
C	B	C#
G#	G	G# x 2
C#	C	B
X	X	X
G#	G	G# x 2
C#	C	B x 4

## Intro

Kids all got into this goat tap  
A fire really spread across their knees  
The poor little denkeys have no children  
The goat tap is now declared disease  
Children got it in their knees

i only said E Go back to the dinner room  
Big Tilly was alive

## Intro

And he rode out jagged on his own. When the mountain said.  
Where the mountain said. He said go back to the dinner room.  
He said go back to the dinner room.

4 drum PAUSE SCRATCH

Intro: The mountain said. Where the mountain said. He said GBTDDR X5

Cost. 100.

In 1886 and thrown a  
not a single bar. A man can read  
When the mountain came, it said "Go back"  
"Go back to it" he would agree

He { ~~He~~ best had got in to his goat trap  
He { the world. Spring in to it on his own  
He { The mountain said "Don't act stupid."

Kid said "I shaved it with ~~some~~ muscles and some time."  
"I've only see an adult boy for phones,  
whatever I will do it on my own."

Because it was only defined now, you see.  
 It A. my diagnosis. ~~the~~ can read.  
 He can

The kids all got in to this goat bag.  
A fine ready spread across their knees.  
The poor little donkeys have no children  
The goat bag is now declared divine.  
Children get it in their knees.

E The mountain said what He mountain said  
E- He said "Go back to the dinner room."  
E-He " " " " " " " "

The kid, he got into his goat top  
He would spring in to it on his own  
Now the man said "Don't act stupid,"  
Kid said "man, you're stupid on your own"  
~~Because~~ because you would do this for a phone,  
whereas I will do it ~~for~~ on my own.  
BCEAK

The kids all got in to this goat top.  
A fire ~~was~~ spread across their knees  
The poor little donkeys had no children  
~~Also~~ The goat top is now ~~called~~ a disease  
Children get it in their knees

56EAK

The kids all got in to this great bag.

A fire <sup>ready</sup> spread across the wastes

The poor little donkeys had no children

Q The year top is now declared  
Children get it in the knees

Why was a cowboy  
and he read out jagged on his own  
When the mountain said  
When the mountain said  
He said "go back to the dinner room"

E-B. Wy was a cartoon

E and he married up on his own

When the mandarin said  
where the mountain and

He said "go back to the dinner room"

ВРЕМЯ

Voice 1201

Voice 1268

1269

1271

1272

1275

C, High F, D, C#, E, G#  
C, High F, C#, C, E, G#

E, 13<sup>th</sup> of A slide down

C#, C, B/C, B, C# / G#, G, G# - all bendy

This bit 4 times in a row

- Do the 1275 slide every other line,  
and for the

"coat tagged in to the dinner room,"  
He's a throwback

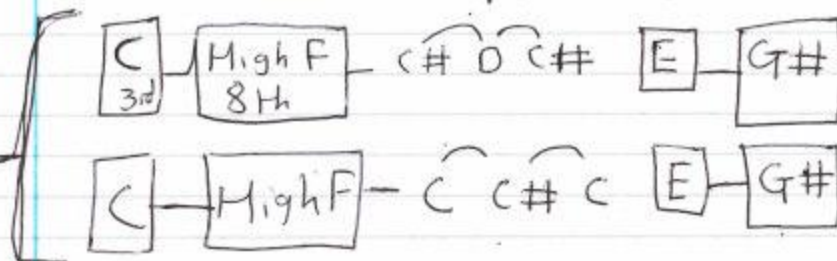
11/10/10 and ~~at the back~~ <sup>from</sup> <sup>and</sup>  
not ~~any~~ single bone, to ~~the~~ <sup>the</sup> <sup>read</sup> <sup>from</sup>  
when the mountain came, it said  
"Go back" ~~to back~~ <sup>to the</sup> <sup>up</sup>  
~~the road~~ <sup>up</sup> <sup>road</sup> <sup>agree</sup>  
Goat 10p. to,

Because he was only deafness, now you see  
A misdiagnosis, he can read

# Goat tap 1 of 3

Voice 1268  
1269  
1271  
1272  
1275

PART A




PART B

Chorus: Emin

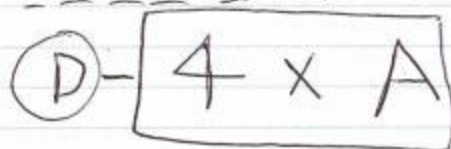
Break:

PART C



bend

After 2nd time



Second time round

~~mute strum~~ (B)

don't play anything

# Goat tap Structure 2 of 3

## Intro - Part A x 2

A sub-illiterate and thrown a  
not a single bone a man can read  
with the mountain saying, he said "go back"  
Go tap to it, he would agree ] - PART A  
x 4

Dealing in his goat tap  
He would spring in to it on his own  
The mountain said "Don't act stupid!" ] - PART B  
(Emin)

Kid said "It's started, must it now breed?"  
I've only seen an adult tap for phones.  
Whereas I would do it on my own. ] - PART A  
x 3

## PART C

Kids all got into this goat tap.  
A fire really spread across their knees.  
The poor little donkeys have no children.  
The goat tap is now declared disease.  
Children get it in their knees. ] - PART A  
x 5

I Only said  
"Go back to the dinner room." ] - PART B  
(Emin)

Big Titty was alive.  
And he ~~ode out jagged on his own.~~

Rode out jagged on his own  
When the mountain said, where the mountain said  
~~where the mountain said~~ He said go back to the dinner room  
~~he said~~ He said go back to the dinner room ] - PART  
A  
x 4

~~Go back to the dinner room~~  
Only  
Gur, bar  
pause ] - PAUSE FOR PART A x 2

The mountain said, where the mountain said  
He said "Go back to the dinner room" x 5 ] - PART  
A  
x 6

Go BACK TO THE Dinner room

Goat tap GOAT TAP

3 of 3

T1-acoustic 02 POP

T2-vox

Slide intro x 4  
intro riff x 2

T1-vox & acoustic & ARENA  
T2-bass  
T3-drum 02 POP  
T4-vox 05 ARENA

An <sup>old</sup> illiterate and thrown a  
nut a single bone. A man can read  
When the mountain ~~said~~ came it said "Go back"  
"Go tap to it" he would agree

DAN LIN

- E- ~~He~~ kid got in to his goat tap
- E- He would spring in to it on his own
- E- The mountain said "don't act stupid"

Kid said "I stewed it with muscles and some brie"  
I've only seen an adult tap for phones,  
Whereas I <sup>would</sup> do it on my own

BREAK

The kids all got into this goat tap  
A fire really spread across their knees  
The poor little donkeys have no children  
The goat tap is now declared disease  
Children get it in their knees

- E- ~~It was only deafness now, you saw~~
- E- ~~misdisgraced by my record~~
- E- The mountain said what the mountain said
- E- He said "Go back to the dinner room."
- E- ~~"u u u u u u u u u u"~~

Admitted, ~~he~~ <sup>he</sup> was a caveman  
and he rode out jagged on his own  
When the mountain said  
Where the mountain said  
He said "Go back to the dinner room."  
He said "Go back to the dinner room."

- E- ~~Billy~~ was a cave Admitted he was a ~~caveman~~
- E- and he mounted ~~up~~ on his own

When the mountain said  
Where the mountain said  
He said go back to the dinner room  
BREAK.

MIX

Start All Full  
10 - 1 10 0  
10 - 4 10 0  
17 all up  
44 - 1 4 10 0  
48 ~~56~~ all up  
46 all up  
55 all 0  
58 all up



Change  
just keep  
them all on  
10 for the whole  
song

NOT  
INDEXED  
OUT

<https://soundcloud.com/edgeworth-johnstone/house-hound>  
<https://soundcloud.com/edgeworth-johnstone/2-house-hound-b>  
<https://soundcloud.com/edgeworth-johnstone/1-house-hound-a>  
<https://soundcloud.com/edgeworth-johnstone/4-house-hound>  
<https://soundcloud.com/edgeworth-johnstone/1-house-hound>  
<https://soundcloud.com/edgeworth-johnstone/isd-househound>  
<https://soundcloud.com/edgeworth-johnstone/5-househound-010379>  
<https://soundcloud.com/edgeworth-johnstone/9-househound-4>  
<https://soundcloud.com/edgeworth-johnstone/8-househound-3>  
<https://soundcloud.com/edgeworth-johnstone/7-househound-2>  
<https://soundcloud.com/edgeworth-johnstone/6-househound-1>  
<https://soundcloud.com/edgeworth-johnstone/4-house-hound-1>

<https://soundcloud.com/edgeworth-johnstone/hui-wei-midi>

# House band

G# (bend) | D | Emin | F | E | D

Emin | F | E | D || G

What you needed for me

What you're living ~~with~~ your house band

What your saddle for them

And then you get there with your house band

Before

What you're living with your house band

Solo after 2nd chorus

**A**

**B**

**Stutter chord**

**C**

**Solo**

A, B x 4, C x 2

A, B x 4, Conver

Structure:

Verse  
Chorus  
verse  
chorus

8 main riff solo - riff on finishes on it own

FINISH ON D, NOT G#

# House hound

From Urban demos 050319

= too slow.

-v2- at end keep extra solo!

D-2 0 2 3 2 0  
A-  
E- | 1 0 1 3 1 0

(A)

(B)

2nd time round  
"What you  
needed for me"  
on Part B

VE20-05

- bend both strings on first chord.
- v4- last chord change. Don't sing last line.

2 x intro

V, C, V, C

8 x main riff

- solo ends on riff / on its own  
V, C

## Last chords change

Normal riff 1st octave up.

E  
D  
C  
B  
A  
G  
F  
E

G# | D | 9 | 10 9 9 9 | 9 | 10 9 9 9 | 8 7 7

Vocals  
stop  
after  
3

Then one  
normal  
riff  
finish

URBAN  
DEMOS  
050319

# DEMO - 1 House Sound from A

URBAN  
Demos  
050319

- T1 - ~~drum~~ met
- T2 - ~~elec guitar~~ solo 42.2 23.2
- T3 - guide vox
- T4 - ~~elec~~ rhy guitar - 42.2 Str Cln LD

House Sound - 000

- ③ - T2 - elec. guitar 16.3 wah-lead - GS level 5
- T1 - ~~110 bpm met~~ solo, then dist. guitar
- T3 - 2 mics about 1 1/2 foot away through mixer
- T4 - solo starts 053

V1 - 000 - House Sound  
V2 - - House Sound  
V3 153 - House Sound

V3 - T1 - drum  
T2 - rhythm g.  
T3 - vox  
T4 -

T1 - ~~drum~~ ⑤ bass  
T2 - rhy ②  
T3 - solo + vox ③  
T4 - drums ④

V4 - 225 - 115 bpm met

8 T1 - ~~drum~~ ① 115 bpm | Bass 5  
10 T2 - rhy ②  
10 T3 - vox and solo ③ v20-05  
7 T4 - drums ④

~~ALL~~ MOST GUITARS  
ON DEMOS  
ARE ON  
53.1 - New Phase  
& BASS

Intro x 4

Solo x 11  
1x high  
2x quick n/r  
2x shutter  
1x high  
2x q.r  
2x sha  
1x high  
11 riffs

do a half verse before  
play out

# House band

from Urban series 050319:

House band v1 000-0~~88~~<sup>90</sup>

House band

v2 092-155

T1 - Bass ————— 9.5  
T2 - solo then dist guitar - 10  
T3 - vox ————— 8 - then 10 solo  
T4 - rhy ————— 9

House band v3 157-228

T1 - bass  
T2 - rhy  
T3 - vox 10  
T4 - ~~drums~~

T1 - Bass 9.5

T2 - rhy 10

T3 - vox 10

T4 - solo 10

House band v4 228-213

T1 - bass 10

T2 - rhy 8.5

T3 - vox 10 and solo

T4 - drums ~~8~~ 8

Hung long all silent

<https://soundcloud.com/edgeworth-johnstone/hung-long-all-silent>

# Hung long M silent

tape counter 0-45  
Voice 944

Recorded on x-12  
Sanyo red 1 cassette

riff changes  
011  
015  
024  
032  
037  
041

T1	wood in sink drums	02 Pop	10
*T2	vox	08 Arena	10 **
T3	bass	34.1	10
T4	vox	08 Arena	8

\* T2 - After vox, guitar outro

\*\* - Drop out for the line after "dresses, it is."

Bass: F E A# A D G B

↑  
Sometimes E  
Sometimes mute

Guitar:

E -						E
B -						B
G -						G
D -	3	2	3	2	0	D
A -	3	2			2	A
E -	1	0		3		E

## STRUCTURE

Intro x 8

v1  
1 hung long x 2  
1 learned x 4

BREAK x 4

v2  
1 learned x 4

BREAK x 8

1 learned x 2

v1  
1 hung long x 2  
1 learned x 4

OUTRO (after x 2 guitar  
comes in after  
vox on T2)

Hung well

<https://soundcloud.com/edgeworth-johnstone/14-hung-well-2>

<https://soundcloud.com/edgeworth-johnstone/6-hung-well-1>

<https://soundcloud.com/edgeworth-johnstone/instrumental-3>

# Instrumental 3

Solos in Drop D 53.1

C# min	C# min	High E	High E
E maj	E maj	C# min	C# min
F# maj	G#	B	B
E maj	A	F# maj	G# - A G#

<https://soundcloud.com/edgeworth-johnstone/instrumental-6>

<https://soundcloud.com/edgeworth-johnstone/instrumental-7>

~~Stacking~~

# Instrumental 7

Go on Seabiscuit.

Track				
1	E Guitar	40.2		1
2	E Guitar	40.2		9
3	E Guitar	40.2		1
4	E Guitar	40.2		8
5	Bass	40.2		2
6	E Guitar	40.2		3
7	Drum	16.1	05	X
8	Drum	16.1	05	X
9	E Guitar	40.2		1
10	E Guitar	40.2		11 deleted
11	E Guitar	62.3		15 deleted
12	E Guitar	25.1		10
13	Vox	16.1	05	X
14	E Guitar	25.1		4
15	E Guitar	43.1		12 deleted
16	E Guitar	25.1		5
17	E Guitar	40.2		13 deleted
18	E Guitar	40.2		14 deleted
19	E Guitar	40.2		6 <del>14</del>
20	E Guitar	40.2		6
21	E Guitar	40.2		7
22	Mix			

40.2 = Beattie AC	05 =
62.3 = Indie Trip	
25.1 = Tangerine	
43.1 = Stereo Funk	
16.1 = Best Clean	



# Seabiscuit

3

6. High pitched solo in the middle of the song. Two guitars playing the same notes, but for the end part, on different strings.  
Bar E, B, and G across 17th with index finger.

E - 20                      18                      17

B - 17 17 17 17                      17 17 17 20                      18                      17

G -                      17 17                      17                      17 17 17 17 17 17 17

D -

A -

E -

Track 19, 40.2

Track 20, 40.2

12 10 8 3

E

B 17

G 17 17 17 19 17

D 17

A

E

Track 20 plays the entire solo as well. Above just shows Track 20's different ending to Track 19.

Guitar 47 secs - 55 secs

7. End part of the solo, after the above is three quick strumming of high E 3rd fret.

Track 21, 40.2

Guitar 55 secs - 1 min 01

8. Change after the middle high solo

D - 3 0	D min	3 0	C p.chord	3 0	A# p.chord	3 0	A# p.chord
A - 1 0	not p.chord	0	on 3rd	0	on 1st	0	on 1st

Guitar 1 min 03 - 1 min 15

Track 4, 40.2

9. Build up part, after where there's no guitars for a while

A#, C, G power chords, 8 times

Track 2, 40.2

Guitar 1 min 31 - 1 min 43

10. Along with the above is another guitar playing an intermittent, ringing A#, that is quick fired towards the end of the build up.

Guitar 1 min 31 - 1 min 43

Track 12, 25.1

# Seabiscuit

These parts were deleted from final version.

4

## 11. End main solo

E -  
B - 4 5 4 4 11 12 11  
G - 12 11 9 11 9  
D - 11 9  
A - 10 9.  
E -

E -  
B -  
G - The same  
D -  
A -  
E -

Track 10, 40.2

G - 11 9 11

Above played twice, then 7th fret B string, gradually down 1 fret at a time to Ø.

Guitar 1 min 43 - end

12.

Track 15 is same as Track 10 above, but on 43.1  
Guitar 1 min 43 - end

Track 15, 43.1

13.

Bassy guitar under end solo above. Until the descent from 7th fret B string: Play this 4 times:

Low E - 0p 0/0 0/0 0 2 3

Then it does the descent from G, one fret at a time, till it gets to open E.

Guitar 1 min 43 - 2 min 05

Track 17, 40.2

14.

Harmony chords, played along with bassy part above. High E p. chord, with high F# and G, with the old strum missing. Does the descent down as far as D.

Guitar 1 min 43 - 2 min 08

Track <sup>18</sup>~~17~~ 40.2

15.

For the descent at the end, here's another guitar doing it on 62.3

Guitar 1 min 59 - end

Track 11 62.3

<https://soundcloud.com/edgeworth-johnstone/12-more-tape-leftovers>

In the sun

<https://soundcloud.com/edgeworth-johnstone/in-the-sun>

<https://soundcloud.com/edgeworth-johnstone/in-the-sun-2xcd-pee-soup>

<https://soundcloud.com/edgeworth-johnstone/in-the-sun-290918>

<https://soundcloud.com/edgeworth-johnstone/in-the-sun-tape-f>

<https://soundcloud.com/edgeworth-johnstone/in-the-sun-tape-e>

<https://soundcloud.com/edgeworth-johnstone/in-the-sun-version-d>

Play Slow

In the sun

tape counter 22-106

Before record is 22 turns of outro leftovers.  
Have all 4 tracks on full.

Recorded on x-12  
Samya Red 1 cassette.

T1	classical guitar	02 Pop	10
T2	electric guitar	20.2	10
T3	vox	08 Arena	10
T4	bass	20.2	10

→ Only have on 10  
for solos.

Otherwise 0.

Drop out fast, no  
fades.

B D A C  
G A# F C

Solo 1

E-  
B- 5 5 5  
G- 5 5 5 5 5 5 7 x 10ish  
D-  
A-  
E- 5 ——— 2 2 2 2 2

OUTRO - is riff 3 times long

Solo 2

Solo 1 then:

on G and B strings:

5 - 3 - 5 - 10

5 - 3 - 5 - 14

Is it any wonder why

<https://soundcloud.com/edgeworth-johnstone/is-it-any-wonder-why>

<https://soundcloud.com/edgeworth-johnstone/is-it-any-wonder-why-version-2>

voice 874

Is it any wonder why? 1 of 3

T1 - drums - have a bit quieter than 2 & 3

T2 - elec 14.1

T3 - bass 14.1

T4 - vox - have first verse bit low, nudge up  
at first chorus a bit. Then leave up.

changes
544
553
559

voice 874

880

881

985

1343

1344

1345

START

opening chord: A min with 1st fret high e  
~~main riff~~

2nd note: open high e

main riff: F, A min, D min, A#  
F, A min, D min, D#

Chorus: A# } with lead below  
G

E -

B - 4 3

G - 2 3

D -

A -

E -

Chorus solo, can be  
played by rhythm guitarist  
at same time

For this Alice long  
Grateful fell behind  
I make up with him

Hasn't any head on your line  
Is it ~~hasn't~~ any wonder then, you ~~find~~ why  
I always liked to look at you  
but sleep in ~~the~~ <sup>her</sup> brother's room

Maybe one day before

Is it any wonder why?

2 of 3

Mel, rated <sup>him</sup> feeding right

Make the cat its sound

~~They belong to you now~~ <sup>gone from</sup> the tape

1 They belong to her

Cat, lamb, Dane a cow

A walker on your mat

I can feed him now

Have it any feed on your line  
Is it any wonder why?

Licking of the form and send  
Make it in vaguest right

Corner on the girl, ~~she~~ did want

~~You can't have her now~~

You can never have her now

Starts  
379

Is it any wonder why? version 2

3 of 3

T4 - guide drum beat 70 bpm 4/4

intro

verse

chorus with F

verse

chorus with F

solo for verse

chorus x2

end on A#

BASS

F A . D A#

F A . D D#

A# G

BOUNCE 2

~~Starts 482~~

new TAKE

T1 - Bounce (all minus vox)

T2 - ac e l c

T3 - drum

T4 - VOX

Solo

up to 10  
for solo  
then back  
down

7

5

8

10

E  
B  
G  
D  
A  
E

2 3 2

2 3 2 0

0 1 0

0 1 —

Simultaneous solo

high E

1 — 3 — 5

T1 - electric

T2 - lead 1

T3 - lead 2

T4 - guide d.p. 70 bpm 4/4 1 bass

} Same

} Bounce 1

Starts

432

Bounce 1

T1 - Bounce of 3 guitars, 1 bass

T2 - acoustic electric stringed

T3 - drums

T4 - VOX OS Rock with lead acoustic elec string

vol 10  
vol 8  
vol 8  
vol 8.5

971

Accidentally recorded over first part of T4

<https://soundcloud.com/edgeworth-johnstone/5-is-it-visit-2>

<https://soundcloud.com/edgeworth-johnstone/4-is-it-visit-1>

<https://soundcloud.com/edgeworth-johnstone/5-i-learned-today>

<https://soundcloud.com/edgeworth-johnstone/11-is-it-visit-2>

<https://soundcloud.com/edgeworth-johnstone/3-is-it-visit>

<https://soundcloud.com/edgeworth-johnstone/13-is-it-visit-tape-leftovers>

<https://soundcloud.com/edgeworth-johnstone/12-is-it-visit>

<https://soundcloud.com/edgeworth-johnstone/16-is-it-visit>

# Is it visit

Borderline.

Is it marred by. Is your visit.  
Worth mind freeze. Is it for your visit.  
I'd missed. Lived live living. Is it visit  
Before my hand. Cow. Is it visit.  
High gene pool ~~High~~ ~~pool~~ ~~pool~~. Now is it visit  
Perfume fuelled. Is it for your visit  
Bereft of my high. Now is it visit

Emin bong

Now is it for your visit  
Kid not, my, now is it visit  
Hit my pool. Mine. Is it visit →  
I learned today that gravity's strained  
Bored is unwanted  
Taste isn't wrong  
How was it that you put bacon in me?  
Gravity's first  
Factories lean

Play a slow verse  
riff  
before the  
"I learned today"  
part.

Break

Kid not, my, now is it visit  
High sink pool. is it for your visit  
Bereft of my high, now is it visit  
Hi song we, now is it visit  
I misread, now is it visit

~~Break~~

I learned today that gravity's strained  
Bored is unwanted  
Faces are blonde  
I was a tube. Bacon in me  
Gravities fist  
Bursary lean  
Rabble are wrong  
We'll make it alone  
The base of it now

blank line

Now, is it visit  
My singing board  
Now is it visit  
Bereft of my high  
Now is it visit  
High ceiling  
is it for your visit  
Call time on  
is it visit  
High seizures  
Now is it visit

Finishing Emin

E, G# G

Voice 1209

I learned today that tongues aren't sprayed  
~~that~~ ~~just~~ gravities pull, ~~that~~ makes eldes ~~that~~ slump  
 Relatively still, ~~like~~ spokes in a wheel  
 forehead lines grow ~~like~~ waves over the drowned ~~frequency~~ stare

+ learned today, for granted can take  
 for a family tree, leaves blossoming you

I learned today how guns can be sprayed  
 How bullets are ~~not~~ ~~made~~ ~~any~~ bullets are sperm  
~~are~~ ~~are~~ ~~at~~ ~~black~~ ~~back~~ ~~then~~ ~~claps~~ ~~back~~ ~~then~~  
 for charmed friends we need not chase

E, A#, B, A#

Urban demos 060319

146-226

changing tempo

T1 - vox ④ ve20 05

T2 - bass ② 66.3

T3 - guitar 25.2 ①

T4 - drum ③ ve20-05

10

8

8

8

8

Guitar 25.2 B-BREAKER

back pick up

Bass 66.3 Chicken

back pick up

Bass high ending over last verse:

Played on guitar on drop pedal.

Finger position: - Hold 3rd fret D only.

- Have grip so the flesh of your hand is almost muting the high E string, and clatters when you pick it.

- Pick D, G, B, and E strings.

- All but D are open strings, and the high E will make clattering sound.

Voice 1350  
1209  
1210  
F F# ~~G#~~  
A G#

I learned today

I learned today  
that gravity's strained  
by what I want

the way it is savant, <sup>ha</sup> garded in wait a face or a flame

~~Avant garde~~ ~~Parisian~~ ~~cafes~~ ~~Paris~~ ~~cafe~~  
~~My legends just faces~~  
~~Faced~~

~~flaming~~ ~~cafes~~ ~~blurred~~ ~~a~~ ~~cafes~~ I heard  
atk Parisian ~~made~~ ~~mate~~ and mate

HANG ON  
G#

E A# E A# B A#

What I learnt at school  
that bending the rule that making the leaves  
will get you sent down  
If you're to break  
~~take~~

What I <sup>taught</sup> ~~learned~~ at school  
will get ~~after~~ sent down  
I'm ~~making a break~~ ~~There's~~ ~~got~~ a defence  
from the back of the crowd  
~~their~~ brand is a shroud

Their uniforms a ghost  
Taste is all bland  
Fire is equipped  
To make it all ~~and~~ sand

I learned today is just what  
They're ~~more~~ concerned with ~~that~~  
They're seen to be not  
Their just another Alake

If you take away that it's cool  
It's just a ~~convenient~~ stop

~~Culture~~ ~~such~~  
~~transparent~~ ~~start~~

~~Attention~~ on  
~~Street~~  
~~you~~ ~~get~~  
~~Something~~ ~~real~~  
Maybe ~~but~~ ~~that's~~  
~~werent~~ ~~such~~ a bad deal

Practicing you

I learned today E, F, G, H, I Voice 1209

I learned today that ~~my~~ tongues ~~is~~ ~~spayed~~ aren't all spayed  
~~back~~, and you, I was alone, undressed with a cone  
~~Forward strength in my tone without even a phone~~

I learned today ~~what~~ for granted, can take  
an ice cream to bed knife went to bed wife went to bed  
an ache in the head just under the head  
on lips and above Between pillow and sheet  
gravities told, not to apply to ~~my~~ beat  
it melts on the chin

its ~~sage~~ ~~within~~ bored is unwanted  
like choosing a font  
~~or a cone~~ Make-friendly loan  
"Where are you from?" Keys to a home

I learned today what lacking in spades  
Blossoming you, since family force  
You learned at school which sulphate is blue  
That you weren't very thick, and that teachers were friends

It's just gravities full ~~on minutes to do~~ ~~the~~ That makes elders do.

~~He is not~~ ~~to~~ ~~blame~~ for the affair  
is ~~the~~ one that didn't care  
~~It took guts to split~~  
~~didn't take much to split~~

The blame of affair  
on the one that didn't care  
~~The one who didn't make move~~  
To ashamed to make moves

~~I forgot if you thought taking away~~  
Not just like an eel

Relatively still, like spokes in a wheel  
~~take~~ ~~fore~~ head lines from  
Their waves over ~~the~~ drowned.

# I learned today

1. I learned today that gravity's strained.

~~Bored is unwanted~~ ~~That I did want~~ ~~A bass isn't long~~ ~~By 1 it is a flame~~

I was a tube. Bacon in me.

Gravity is first. ~~Maple is long~~ ~~Factory~~ ~~hear~~

The rabble are wrong. ~~Bass isn't me~~ ~~For something~~ ~~not~~

1. ~~I learned today that long~~

Make it in ~~was~~ long. Face it along.

Walk into view. Praching you.

~~The rabble are wrong~~  
~~Make it in for~~ Invested in now

→ ~~What I learned at school, the nation sent down~~

~~Gravity~~ ~~Turns glass~~ ~~into sand~~  
~~makes~~ ~~glass~~ ~~to drain sand~~

F/F#/A/G#

~~glass~~ ~~over~~ ~~sand~~

I learned today that gravity's strained

Bored is unwanted.

Taste isn't wrong.  
How was it that you put bacon in me?

Gravity's first  
Factory's lean

Break E A# | E A# B A# | x 4 | G#  
TWICE

Kid not, my, now is it visit  
High sink pool, is it for your visit  
Benefit of my high, now is it visit  
Mi song we, now is it visit  
I misread, now is it visit

Rabble are wrong  
We make it along.  
~~The path from the line~~  
~~isn't making it right~~  
The base of it now is  
~~what's making it right~~

~~Start with is it visit 2~~

Is it visit ~~verse after 1st chorus~~

~~Verse~~

~~Is it for~~ Now is it visit

Is it marked by ~~the~~ ~~your~~ visit

Worth a mind freeze. Is it for your visit

~~the mistle~~ Bereft of my ~~high~~. ~~Is it visit~~ Now is it visit

~~Before my time~~ Now is it visit

~~High ceiling~~

~~High sink hole~~ Now is it visit

Call ~~the~~ ~~perfume fuelled~~ Now is it visit

~~Bong~~ High seizure. Is it for your visit ~~Emin~~

Bong- ~~ceiling~~

High ~~sink~~ hole. Mine. Is it visit

Perfume fuelled. Now is it visit ~~Emin~~

~~Visit~~ I've mistimed ~~time~~ ~~living~~ <sup>if this is</sup> <sup>visit</sup> ~~visit~~

Emin. Bong

## Is it visit 1

Borderline. ~~Border my.~~

Is it married by. Is it ~~for~~ your visit  
Cell time on

~~Is it~~ worth a <sup>mind</sup> ~~brain~~ freeze Is it for your visit

I'd missed. Lived ~~live~~ living ~~in my~~. Is it visit

Before my hand. ~~Because~~ <sup>cow</sup> is it visit

High sink hole. ~~Now~~ Now Is it visit

Perfume fuelled ~~for one to do~~. Is it for your visit  
Berett of my high, now is it visit E min Bong

~~Is it visit~~ ~~Now is it visit~~ ~~it~~

Now. Is it for your visit

Kid not my now is it visit

~~It~~ ~~It~~ ~~to you~~

Hit my ~~put~~ pool. Mine. Is it visit Fast

## Is it visit 2

Berett of my high

Borderline.

Kid not. My. Now is it visit.

Pour time on. Is it for your visit

Eyes freeze. Is it visit.

I've misread my. Now is it visit.

We did now. Now is it visit.

Kid not, my. Is it for your visit.

This ceiling. Now is it visit.

Bong

Now sit ~~it~~ ~~it~~ ~~it~~ now is it visit

High ceiling. Now is it visit

Kid not my. Is it for your visit

Eyes freeze form. Is it visit

Misread my. Now is it visit  
High ceiling. Now is it visit.

High seizures

False ceiling

~~High~~

Tape A - 2018

Is it visit

F, F#, G#

A G# A

I'm mindful of

Is it visit ~~it~~

Your time on

Is it visit

Is it for your visit

High ceiling

Kid not my


Borderline

Eyes freeze

I've misread

Is it, is it, now

The decision is wrong



G+V = T1 10  
B = T2 5  
D = T3 8  
T4 X

25/5/18

Four seasons  
Now is it visit  
Benefit of my  
now is it visit



Two versions

16-20 10 Hip hop

It's evening now

<https://soundcloud.com/edgeworth-johnstone/its-evening-now>

<https://soundcloud.com/edgeworth-johnstone/its-evening-now-3-2xcd-pee>

<https://soundcloud.com/edgeworth-johnstone/its-evening-now-2-2xcd-pee>

<https://soundcloud.com/edgeworth-johnstone/its-evening-now-1-2xcd-pee>

<https://soundcloud.com/edgeworth-johnstone/its-evening-now-tape-e>

<https://soundcloud.com/edgeworth-johnstone/its-evening-now-version-d>

It's evening now 1 of 2

Single finger notes:

Finger	4	5	4	4	5	4	4	6	2	2	2	4	4	4	2	2	2	4	4	4	0	
E																						
B	4	5	4		4	5	4							4	4	4	2					
G			4				4															
D								4	6	2	2	2	4	4	4		2	2	2	4	4	4
A																					0	
E																						

E<sub>min</sub> F<sup>##</sup> G<sup>##</sup> F<sup>##</sup> E<sub>min</sub> F<sup>##</sup> D

PC  
played in  
background

### Octave chord version

D# / High E / D# / B  
6 / 7 / 6 / 2

D# / High E / D# / B / F# / G#  
6 / 7 / 6 / 2 / 2 / 4

pc  $\rightarrow$  E F# G# F#  
E F# (D) - npc

Slide down from 16 to 14, but don't pick the 14. Pick on 12.

Solo 1 (all on B string)

E -  
 B - 11 11 12 12 16 16 14 12 11 11 9 4 7 7 5 5 4 2 4 4 4 2 4 0  
 G -  
 D -  
 A -  
 E -

E - 11 12 14 16 16 14 12 11  $\times 3$ , then  $\rightarrow 3$  min

It's evening now 2 of 2

Solo 2:

E -  
B -  
G - 13 ≈ 13 16 13 16 14 12 13 11 11 9 9 8 8 6 6 8 8 8 6 6 8 8 4  
D -  
A -  
E -

E -  
B -  
G - 11 11 9 9 8 8 6 6 8 8 6 6 4 3 4 4 11 11 9 9 8 8 6 6 8 8  
D -  
A -  
E -

Octaves

9 - 7 - 6 - 4 - 6 - 4 - 2 - 1 - 2

9 - 7 - 6 - 4 - 6 D

70 bpm

Evening night Koller

413

Howell

Even apart

E-

D	4	5	4		4	5	4				4	4	4	2	
G			4				4		x2						
D					4		6		222	444				222	444
A											G#	F#	E	F#	D
E									chords	E	F#	G#	F#	E	F#

We're  
 A evening night  
~~summer in~~  
~~riders of the side~~ a song roller of a song  
~~trash at mine~~ <sup>stone bear</sup> ~~match at mine~~  
 A few felt for your time  
 I'll how-ell

Some line ~~a~~ ~~rest road~~ right we will write red  
 Some ~~line~~ ~~at~~ some type of ~~gait~~ drunk

The ~~tree~~ <sup>is</sup> high  
 Just ~~fall~~ <sup>on our eyes</sup> this laughing at the ~~sky~~ stone  
 Someone should  
 Take this young man home  
 Kill Lennie for the day  
 Hungry and stray ~~away~~ around  
 High across the moon

~~Page~~

# ACOUSTIC VERSIONS

starts at 200  
ends 268

It's evening now

Bass:

D# / High / D# / B  
E

D# / High / D# / B / F# / G#  
E

E / F# / G# / F#

E / F# / D

Tape C  
2018

Microcube  
Tone - 5 (middle)  
EFX - OFF  
Delay/Reverb - 0  
Mic  
Gain - 7

VE20 reverb level 53

T1	Bass	Microcube → SMS7 → VE20 01 Hard Rock r153	8.7
T2	Electric string guitar	SMS7 → VE20 01 HARD ROCK r153	5.5
T3	Electric guitar and vox guitar: back pick up all 10.	Microcube → SMS7 → VE20 11 Voice Perc Vol way intored Reverb level 89	8.5
T4	Drums	Floor tom big snare with tambourine on <del>drum</del> VE20 / SMS7 01 Hard Rock RL53	<del>Floor tom</del> snare w/rl 10

22/7/18

I was born in a mine

<https://soundcloud.com/edgeworth-johnstone/i-was-born-in-a-mine>

<https://soundcloud.com/edgeworth-johnstone/i-was-born-in-a-mine-2xcd-pee>

<https://soundcloud.com/edgeworth-johnstone/i-was-born-in-a-mine-290918>

<https://soundcloud.com/edgeworth-johnstone/i-was-born-in-a-mine-version-d>

<https://soundcloud.com/edgeworth-johnstone/6-i-was-born-in-a-mine-b>

<https://soundcloud.com/edgeworth-johnstone/5-i-was-born-in-a-mine-a>

<https://soundcloud.com/edgeworth-johnstone/10-i-was-born-in-a-mine>

I was born in a mine 1 of 2

Voice 798  
799  
800  
803  
804  
805  
811  
860

Riff A - A# A F F# - After  
- 2 riffs - guitar comes in  
- 4 riffs - whistle comes in

Whistle

Pause after 1 round of whistles.  
Then do another round of whistles.  
Then sing "I was born in a mine..."

C - He was a friend of mine.

\* Riff A2 → ~~A# A F F#~~ (riff A2)

"I was born in a mine..."

C - He was a friend of mine.

Riff B { E -  
B -  
G -  
D - 3  
A - 2  
E - } x 4 riff B  
~~0 1 2~~

"I was born in a mine" ← with riff B.  
he was a friend of mine  
PAUSE  
1 line of whistles

"I was born in a mine"

C - He was a friend of mine

- riff A x 2

- riff A "I was born in a mine"

C - He was a friend of mine

Riff C - Emin A# G# G E C# F# F B A#

Now yellow flower shackles me, How she likes him } x 4  
How it delights him

I was born in a mine 2 of 2

→ E A# C# G# E E F

Riff  
D

Who am I to you?  
Would I lie to you?  
Does it travel lady?  
Does that bullet travel bladed?

} x 2

Riff D x 4 - with Emin strummed at beginning  
of each time on another guitar.

Sing the riff D verse once more, then...

Riff C x 1

Sing Riff C verse once, Finish on "Now" =  
|  
Emin

---

⊛ Riff A2: (from earlier)

B A# F# G x 2

B A# G G#

B A# F# G

---

<https://soundcloud.com/edgeworth-johnstone/knee-bore>

<https://soundcloud.com/edgeworth-johnstone/knee-bore-2xcd-pee-soup>

<https://soundcloud.com/edgeworth-johnstone/knee-bore-290918>

<https://soundcloud.com/edgeworth-johnstone/knee-bore-tape-f>

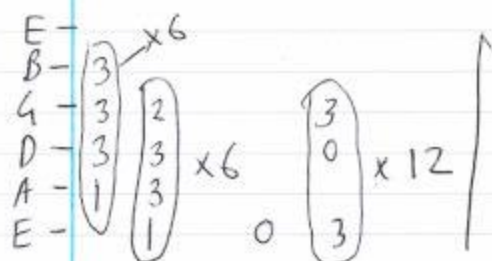
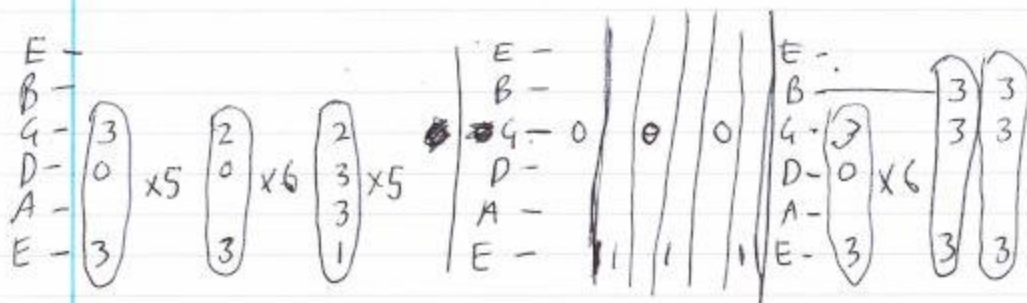
<https://soundcloud.com/edgeworth-johnstone/knee-bore-version-d>

# Knee bore

Recorded on x-12  
Sanyo Red 1 cassette

tape counter 0-69

Music of Bu Mhy  
Bai



As previous bar, but just playing  
Low E string on last chord.

BREAK <sup>Low</sup> E - 6, 1, 3

## BASS

G A F G

A# D | A# F ~~A# F~~ A#

A# F G

A# F G

# ACOUSTIC VERSIONS

Tape C 2018  
Starts - 300  
ends - 339

## Knee Bore

T1	Electric String Acoustic Guitar	SMS7 → VE20 → Ol Hard Rock RL 53	8
T2	Vocal guitar with minting rag	As above	10
T3	Bass	Microcube → SMS7 → VE20 - as above	8.5
T4	Drums	As T1 and T2 - Floor tom - Snare with tambourine	7

Microcube  
Tone - 5 (mid)  
EFX - 0  
Delay/Rev - 0  
Mic  
Gain 7

Bass: G G F F G G | A# F G | A# F G  
A# F G

<https://soundcloud.com/edgeworth-johnstone/left>

<https://soundcloud.com/edgeworth-johnstone/left-2xcd-pee-soup-version>

<https://soundcloud.com/edgeworth-johnstone/left-290918>

<https://soundcloud.com/edgeworth-johnstone/left-tape-e>

<https://soundcloud.com/edgeworth-johnstone/left-version-d>

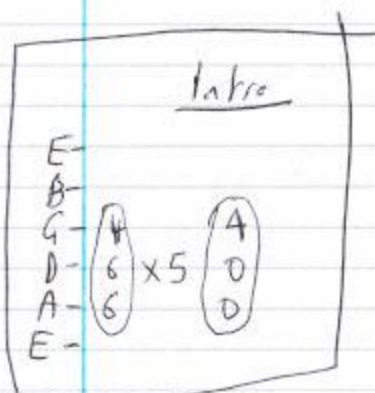
<https://soundcloud.com/edgeworth-johnstone/12-left-b>

<https://soundcloud.com/edgeworth-johnstone/11-left-a>

Left

Recorded on X-12  
Sanyo Red 1 cassette

T1	Acoustic Guitar	02 Pop	10
T2	Vox	08 Arena	10
T3	bass	53.1	8
T4	percussion	02 Pop	7



Intro x 4

C# minA E maj

Intro x 3

He left it to all his kids the same

C# minAE majF#

He left a mark now to abolish any blame

Intro x 3F# maj

He left it to all his kids the same

A

He left a mark now.

4 x BASS BIT:

E, F#, G, F#, F, High E, High F

Intro x 4

He left it to all his kids the same

C# minAE majIntro x 4

He left a mark now to abolish any blame.

C# minAE majF# maj

He left it to all his kids the same

Intro x 3F# maj

He left a mark now to abolish any blame

A

He left a mark now

4 x BASS BIT

4 Left  
Intro

C# A E

3

C# A E F#

3 F#

A

---

Break

---

4

C# A E

4

C# A E F#

3 F#

A

---

Break

Only different

## Leyland moss

<https://soundcloud.com/edgeworth-johnstone/layland-moss>

<https://soundcloud.com/edgeworth-johnstone/leyland-moss-mix-2>

<https://soundcloud.com/edgeworth-johnstone/leyland-moss-2xcd-pee-soup>

<https://soundcloud.com/edgeworth-johnstone/leyland-moss-tape-e>

<https://soundcloud.com/edgeworth-johnstone/leyland-moss-version-d>

# Leyland Moss

T1	vox and acoustic	08 Arena	10
T2	vox and drums	02 Pop	7.5
T3	base	75.3	8
T4	lead guitar	29.2	9.5

1. A#  
6th - F - C#  
4th - G - G# ← All  
Maj/min

G#      G      F      G      G#

A middle aged song. It's been made with a gram.

2. C# - G# - A# - F - F# - G#  
maj / C#

3. Chorus:

C#  
on 4

C#  
on 4, little  
finger on  
7th fret B

High F#  
~~High~~  
pc  
9

X 2

High G#  
pc  
11

High F#  
pc  
9

C#  
pc  
4

Long breath

<https://soundcloud.com/edgeworth-johnstone/long-breath>

<https://soundcloud.com/edgeworth-johnstone/my-coat-of-day-2xcd-pee-soup>

<https://soundcloud.com/edgeworth-johnstone/my-coat-of-day>

<https://soundcloud.com/edgeworth-johnstone/14-coat-of-day>

<https://soundcloud.com/edgeworth-johnstone/12-coat-of-day>

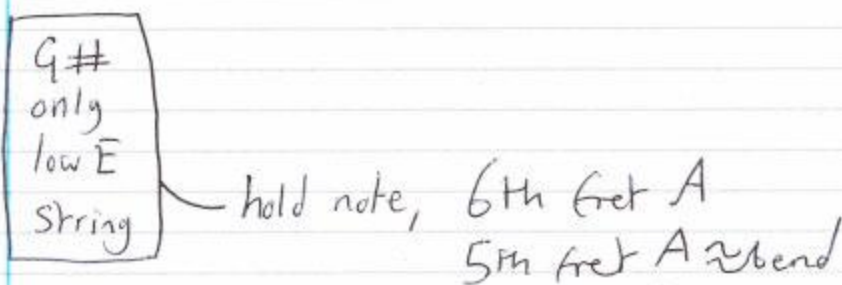
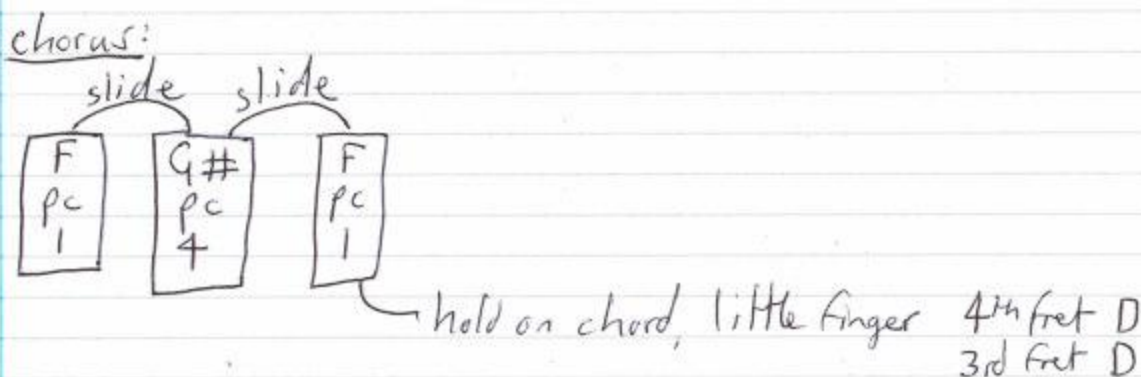
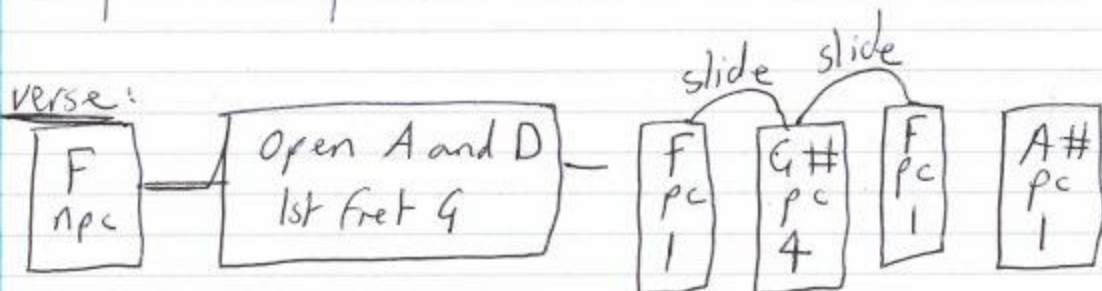
Make us have no time

<https://soundcloud.com/edgeworth-johnstone/make-us-have-no-time>

# Make us have no time

Voice 871

T1	drums	02 10P
T2	guitar	75.3 back pick up 10,10,10
T3	bass	raise at fall apart bit at end
T4	vox	08 Arena



Bass: F A F - G# A# ← broken bit E, A#  
F - G# → F G#

Marie

<https://soundcloud.com/edgeworth-johnstone/marie>

tape counter 48-82

Maria

Recorded on x-12  
Sanyo Red 1 cassette

Voice  
922  
923  
928  
934

T1	wood on sink drums	02 Pop
T2	elec. guitar	62.3 Indie Trip with 2 and 3 taken out
T3	bass	26.2
T4	VOX	08 Arena

E G E A# A — F

F G# C# A#

F G# F B A#

### STRUCTURE

4 scrapes in

v1 BREAK x 4	v1 BREAK x 4	Same as previous
v2 BREAK x 4	v2 BREAK x 4	
riff 2	riff 2	
riff 3 x 4	riff 3 x 8	

## Matter of time

<https://soundcloud.com/edgeworth-johnstone/17-matter-of-time-c>

<https://soundcloud.com/edgeworth-johnstone/16-matter-of-time-b>

<https://soundcloud.com/edgeworth-johnstone/15-matter-of-time-a>

<https://soundcloud.com/edgeworth-johnstone/11-its-a-matter-of-time>

<https://soundcloud.com/edgeworth-johnstone/8-matter-of-time>

<https://soundcloud.com/edgeworth-johnstone/isd-matteroftime>

<https://soundcloud.com/edgeworth-johnstone/1-matteroftime>

<https://soundcloud.com/edgeworth-johnstone/18-matter-of-time>

# Matter of time

~~Solo is 13 riffs of chorus then~~  
~~plus the intro, then an~~  
~~extra 2 for the first riff~~  
~~again 2 times is~~

C#  
A#  
scratch  
mute

verse

And what they say is a matter of time  
 It's a matter of time  
 It's a matter of time

And what they do is supported by you  
 It's a matter of time  
 It's a matter of time

Solo  
= 14  
riffs  
straight  
in

chorus

I didn't know what to think when they were changing  
 minds for me.

Verse: A# min | A min | G maj | F maj | C min | C# min | A# min | C# min  
 all p. chords except A min.

chorus: C min | G# maj | F maj | G# maj - all p. chords.

C min | C# min | A# min

scratch  
mute  
before  
verse

Solo over chorus - NOT MAJ OR MIN CHORDS  
 no middle finger on background  
 chords

E					4 3	4 3
B						
G	5 5 7 8 8	6 6 6 4 3			4 5 5	4 5 5
D						
A	A	B			Ca	Cb
E						

Same again  
 but repeat  
 Cb.

A								
D	3 3 3	1 0	3 5	C	A#	G#	G	G#
G	5 5 5	3 2		pc 3	pc 1	oct	oct	oct
				AD	AD			

E							
B							
G							
D							
A	3 3 5 6 6	3 3 3	1 0	6 5	2 3 3	6 5	2 3 3
E							

TWICE

# Matter of time

From Urban demos 050319:

- i. Matter of time ~~too slow~~ too slow
- keep bend on high "me" ~~A#~~ min
  - no rhy behind solo
  - don't double track solo with different last parts. Play normal with only 2 rounds of low main riff before 2 rounds of slow last chords.
  - end of solo on A#
- D-~~4~~-5 3 3
- High vocals for last 2 lines:  
"Is recorded by you  
It's a matter of time"  
It's a matter of "

V, C, V 14 x chorus riff V - end on A# min.

## Matter of time

~~293~~ - 293

70 bpm met

VERO-05

T1 - ~~met~~ ① | bass ⑤  
T2 - ~~Fry~~ ② | rhy and solo ⑥  
T3 - solo + vox ③ VERO-05  
T4 - drums -

T1 - 9  
T2 - ~~9.5~~  
T3 - 10  
T4 - ~~7~~ - then up to 10 at start of solo. Leave on 10.

<https://soundcloud.com/edgeworth-johnstone/merc>  
<https://soundcloud.com/edgeworth-johnstone/merc-2-2xcd-pee-soup-version>  
<https://soundcloud.com/edgeworth-johnstone/merc-1-2xcd-pee-soup-version>  
<https://soundcloud.com/edgeworth-johnstone/merc-290918>  
<https://soundcloud.com/edgeworth-johnstone/merc-tape-e>  
<https://soundcloud.com/edgeworth-johnstone/merc-version-d>  
<https://soundcloud.com/edgeworth-johnstone/4-merc-b>  
<https://soundcloud.com/edgeworth-johnstone/3-merc-a>  
<https://soundcloud.com/edgeworth-johnstone/6-merc>  
<https://soundcloud.com/edgeworth-johnstone/4-merc-010379>  
<https://soundcloud.com/edgeworth-johnstone/6-merc-1>

Merc

Merc.

Ripped it out before the admin  
shirk.  
There was nowhere left to get ripped  
Rock.  
More and more you rattle from it  
Work  
I didn't make. It was out there.

G D G# E F  
↑ bend →


break E - 4 3 5

E - 4 3 5 0 1 1 1 0

last time 1

Merc

Voice 1265  
1266  
1267  
1277  
1278  
1279  
1289



Break 1: E - 4 3 5

Break 2: E - 4 3 5 0 1 1 0

for last time play 1, not 0  
(finish on 4 F's)

## Message the stranger

<https://soundcloud.com/edgeworth-johnstone/8-message-the-stranger>

<https://soundcloud.com/edgeworth-johnstone/7-message-the-stranger>

<https://soundcloud.com/edgeworth-johnstone/isd-messagets>

<https://soundcloud.com/edgeworth-johnstone/2-message-the-stranger>

<https://soundcloud.com/edgeworth-johnstone/15-message-the-stranger>

# Message The Stranger

(ip 7)

Did you MTS.

Did it lie in your head mama

Ad  
intro

low → G A# A D F C#

high → Dm F G A# C - EXTRA  
A

X 3

Behind the solo.

1. 3x main riff

2. 2x second 1 no A, 1 A

3. 11 11 1 1

(3/2/2)  
3/2/verse



# Message the stranger solo

## 1. over first riff

E -  
B -  
G -  
D - 5(x6)      12 (x2)      12 13 12 - G  
A -  
E -

2.  
E -  
B -  
G -  
D -  
A - (9, 10, 10) 00 7 8/04 5 3/02 3 1 2 0 - D  
E -

Just 2 rounds  
/ before A.

(Solo finishes after  
second riff.

Continue second riff  
for singing.

# Message The Stranger

over 2nd riff:

E	-
B	-
G	- 7 (x5)
D	- 10
A	- 7 (x5)
E	- 10 9 7 10

A

7

sometimes add

B

PART A with 7th on D after

over change to A:

D - 7  
G - 6

Cont...

over change

E	-
B	-
G	- 7 0 0 7 0 7
D	- 7 0 0 7 0 7 5
A	- 8 7
E	-

8 8 7 7	5	= D
		= A
		= E

OVER FIRST RIFF

Start singing

E	-
B	-
G	- 5(x5) 12(x2)
D	- 10
A	-
E	-

A

5(x5) 12 12 10 10, 8.8, 7
10 10,

B

7 7 0 7 7 0 3
7 7 0 5

C

3 5
-----

D

E	-
B	-
G	- 33, 22, 00, 3 5
D	-
A	-
E	-

Part C

Message the strangers solos  
OVER FIRST RIFF

OVER FIRST PART

E										
B										
G	12	12	13	12 - G	A	12	12	10	10	8 8 7
D	5(x6)	10				5(x6)	10			
A										
E	A x 12	B						C		

E			
B			
G	7707703	7703	4-33, 22, 00,
D		35	35-D
A			
E	D	E	

Over Second riff

E -  
B -  
G - 5 7 ~~8~~ 7 5 2 8 3 2  
D - 8 7 0 5 3 0  
A -  
E -

Over charge

14 15 12 14

Riff 1 x 3      Riff 2 x 2 (A every other)

Riff 1 x 3      Riff 2 x 1 (A on the 2nd)

FROM URBAN DEMOS 050319 TAPB

URBAN  
DEMOS  
050319

③

Message the stranger

355-423

VEZO-05

$$(\text{net} + 130)$$

T1	<del>not 130</del>	VOR	10
T2	bass		9
T3	- rhy & solo		8
T4	drums		9

9  
8. 10 from start of sale.  
9

## Midnight roller

<https://soundcloud.com/edgeworth-johnstone/midnight-roller-1>

<https://soundcloud.com/edgeworth-johnstone/midnight-roller-2-2xcd-pee>

<https://soundcloud.com/edgeworth-johnstone/midnight-roller-1-2xcd-pee>

<https://soundcloud.com/edgeworth-johnstone/midnight-roller-tape-f>

<https://soundcloud.com/edgeworth-johnstone/midnight-roller-version-d>

<https://soundcloud.com/edgeworth-johnstone/7-midnight-roller>

<https://soundcloud.com/edgeworth-johnstone/6-midnightroller-010379>

<https://soundcloud.com/edgeworth-johnstone/3-midnight-roller>

# Midnight roller 1 of 3 Recorded on x-12

voice 909  
 910  
 912  
 913  
 914  
 927  
 916  
 924  
 926  
 929  
 930

T1	acoustic	02 Pop	8.5
T2	vox low	08 Arena	9
T3	vox high	08 Arena	7 dropout at extended noise.
T4	bass	41.2	4.5

Bass intro: C D# C# D  
 C#, D, C#, B

Guitar intro:

E - - - - - E

B - 6 8 8 9 8 6 6 6 7 7

G - 8 8 8 8 8 8 8 6 6 6 6 7 7

D - 0 0 6 6 8 6 6 6 7 7 7

A - 4 4 5 5

E - 8 8 8 8

D#  
 pc  
 6th

C#  
 pc  
 4th

Dmin  
 pc  
 5th

Then repeat this bit,  
 then instead of down  
 to C# again,  
 C# minored.

E - - - - -

B - 5 5 7 5 4

G - 6 6 6 4 8 8 9 8 6 4

D - 6 6 6 x x

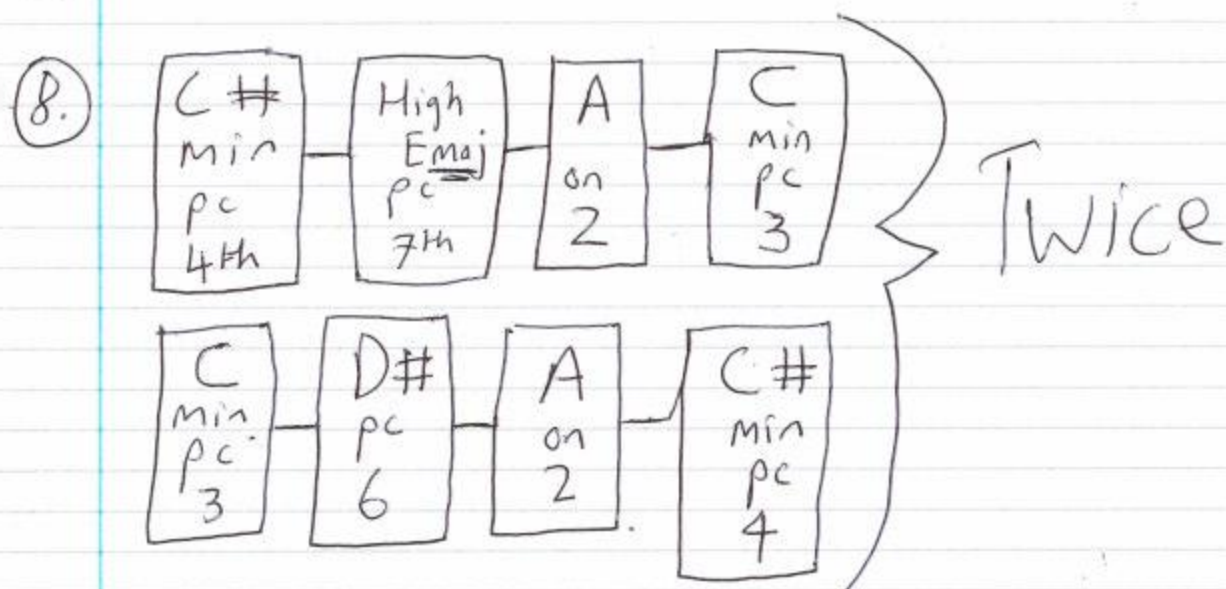
A - 4 6 6 6

E - 7 7

C#  
 min  
 4th

## Midnight roller 2 of 3

- ① C# min → 4th pc. Little finger on and off 7th fret B.  
- He, lift him up
- ② A (on 2) E maj  
- and lay him down again.
- ③ and here A (on 2) A# <sup>minor!</sup> pc min 1st A (on 2) E maj  
- with a wither midnight roller wither
- ④ A# <sup>minor!</sup> pc min 1st A (on 2) C# min pc 4th  
- midnight roller
- ⑤ Back to C# min, A, E maj .....  
- He, lift him up and lay him down again
- ⑥ C# pc — F# — E min  
uh - uh - uh - uh
- ⑦ Play 1-4.



Then C# min drops down a fret and pauses on C min pc.

# Midnight roller 3 of 3

9.

G<sup>maj</sup>  
pc

G<sup>#maj</sup>  
pc

maj pc  
A<sup>#</sup> 6

pc  
maj  
F G<sup>#</sup>

He was always seen drinking alone

little finger  
7 and 8 on G.

## Whistle part

10.

E -  
B -  
G -  
D -  
A -  
E -

8  
0  
x  
8

8  
0  
x  
6

G<sup>#</sup>  
maj  
pc  
4th

6  
x  
6

C min  
pc  
3rd

# ACOUSTIC VERSIONS

## Midnight Roller

Tape C  
2018  
starts 425  
ends

T1	Elec. String Acoustic	SM57 → VE20 Ol Hard Rock RL53	10	<div>microcube</div> <div>Tone-5 (mid)</div> <div>EFX-0</div> <div>Re/Rev-0</div> <div>Mic</div> <div>Gain 7</div>
T2	Bass	As above with microcube	8.1	
T3	Vocals	SM57 → VE20 Ol Hard Rock RL53	9	
T4	Drums	<del>SM57</del> As above	8.1	

### Bass:

Intro: C D# C# D  
C# D  
C# ~~B~~ B

### Main:

C# A E  
C# A A#  
A E  
A# A G#

:| C# E A C  
C D# A C# |:

C# A E |  
G# F# E |:

C  
G G# A# F → G#<sup>x2</sup>  
C A# G# A# C

~~C# A~~

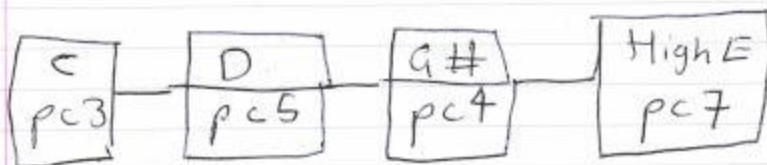
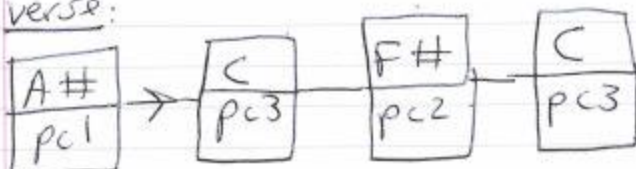
Mikhail Larionov

<https://soundcloud.com/edgeworth-johnstone/mikhail-larionov>

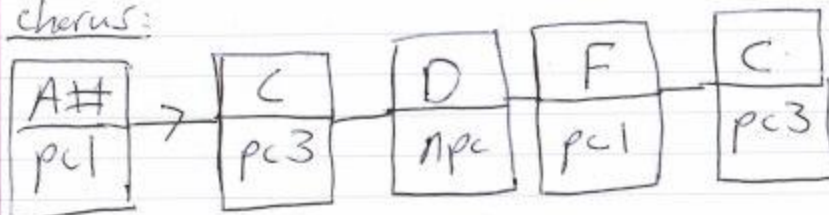
# Mikhail Larionov

Voice 813  
834  
556  
560  
563  
756

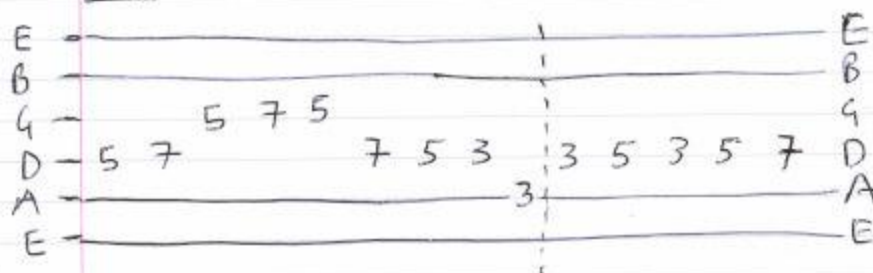
verse:



chorus:



solo:



## STRUCTURE

Vx1 Intro

Vx3 - verse

chorus x 2

Vx2

Vx2 - verse

chorus x 2

Vx1

2x chorus with solo (solo x 4)

Vx12 (half length solos start after 6 verses, at least starts lower)

chorus x 2 with full solo

Not in recording part: over chorus - Effect 7.3  
(voice 756)

B- 18 17

G- 17

D-15(x8)

A-

E-

<https://soundcloud.com/edgeworth-johnstone/10-my-head-b>  
<https://soundcloud.com/edgeworth-johnstone/9-my-head-a>  
<https://soundcloud.com/edgeworth-johnstone/3-my-head>  
<https://soundcloud.com/edgeworth-johnstone/12-my-head>  
<https://soundcloud.com/edgeworth-johnstone/2-my-head-1>  
<https://soundcloud.com/edgeworth-johnstone/isd-myhead>  
<https://soundcloud.com/edgeworth-johnstone/7-myhead-010379>  
<https://soundcloud.com/edgeworth-johnstone/10-my-head>  
<https://soundcloud.com/edgeworth-johnstone/8-my-head>

# My head

verse 1  
 He was the partner of his feet  
 He lives in my head. My head.  
~~He lives at the bottom of the street~~  
 He lives in my head. verse 2

3rd verse straight after 2nd.

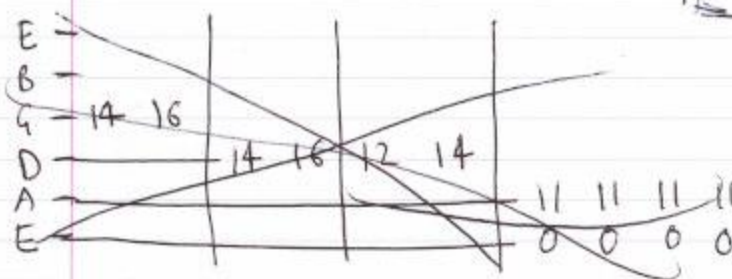
End on A#

P-  
 A- 2 2 2 2 | A#  
 E- 0 0 1 0 | pc

A# F# C C#

Solo

over E/F muted:



He said his partner <sup>wants</sup> ~~was~~ to leave  
 He ~~wants~~ to belly (ended) me  
 must have

~~He lifts his partner with his feet  
 He lives in my head  
 my head  
 Lives at the bottom of the street  
 He lives in my head  
 my head . . . . .~~

~~He was the partner of his feet  
 He lives in my head  
 my head  
 He'd never ~~was~~ them both to keep  
 He lives in my head  
 my head . . . . .~~

~~He wouldn't stop hand on  
 the street~~

~~He ~~was~~ his partner were stop~~

He took his folk out on  
 the street.  
 All the locals like to see.

~~A lovely man with  
 lovely teeth.~~  
 Pay no attention to his  
 feet.

# My head

Urban demos 060319

000-048

My head

met -125

~~Guitar - 25.2 B-BREATH~~

42.2

T1 - met <del>125</del> ①	Vox ②	8.5
T2 - bass ② 21.2	↑	8
T3 - rhy ③ <del>21.2</del>		10
T4 - drum ④		10

Bass 21.2 DELUXE-R

Guitar - 42.2 Sfr CLn LD

VEZO-05

VEZO-05

Naked hand

<https://soundcloud.com/edgeworth-johnstone/naked-hand>

<https://soundcloud.com/edgeworth-johnstone/naked-hand-2-2xcd-pee-soup>

<https://soundcloud.com/edgeworth-johnstone/naked-hand-1-2xcd-pee-soup>

<https://soundcloud.com/edgeworth-johnstone/naked-hand-version-d>

# Naked hand 1 of 3

has unused solo

voice 6 7 3  
6 7 4  
6 7 5  
6 7 6  
6 7 8  
6 8 0  
6 8 1  
6 8 3  
6 8 4  
6 8 5  
6 8 6  
6 8 7  
6 8 8  
6 9 0  
10 4 4

intro:

E - 2 2 1 1 4  
B - 7 6 4  
G - 6 6 4 6 4 2  
D -  
A -  
E -

just hammer  
don't pick

E - 6 6 4 4 | 7 7 6 4 6 - E  
B - 6 6 4 4 0 | 7 7 6 4 6 - B  
G - 6  
D -  
A -  
E -

X 4 (vocals start after x 2)

Rabid in the sand with a naked hand

A 4 4 1 1 4 7 9 9 9 10 9 7

bend around a bit

main riff:

E -  
B -  
G -  
D - 2 2 2 2 X 4 3  
A - 2 2 2 2 X 4 3  
E - 0 0 1 0 X X X

B	G	C#	F#
2pc	3pc	4pc	2pc

# Naked hand 2 of 3

solo 1: voice 690 Effect 91.2

Diagram showing guitar fretboard positions for Solo 1. The fretboard is labeled with strings E, B, G, D, A, E. Fret numbers are written on the strings: 9 9 10 10 11 12, 12 13 12 13 12, 12 11, 13 12. A large 'X4' is written on the right side of the diagram.

Break bit after solo 1:

Diagram showing guitar fretboard positions for Solo 1. The fretboard is labeled with strings E, B, G, D, A, E. Fret numbers are written on the strings: 14 15 14 12, 14 12 14 12. A large 'X4' is written on the right side of the diagram.

bit of overlap in recording Solo 2

Diagram showing guitar fretboard positions for Solo 2. The fretboard is labeled with strings E, B, G, D, A, E. Fret numbers are written on the strings: 14 12, 14 15 14 13, 12 12 12 12. A large 'X4' is written on the right side of the diagram.

Solo 2 contd.

Diagram showing guitar fretboard positions for Solo 2. The fretboard is labeled with strings E, B, G, D, A, E. Fret numbers are written on the strings: 14 15, 15 14, 12 11, 12 11, X X, X 8. A large 'X4' is written on the right side of the diagram.

solo 1: voice 690 Effect 91.2

Diagram showing guitar fretboard positions for Solo 1. The fretboard is labeled with strings E, B, G, D, A, E. Fret numbers are written on the strings: 7 8 7 8 7, 8 7, 8 7. A large 'X4' is written on the right side of the diagram.

Rhythm guitar during solo 1

Diagram showing guitar fretboard positions for Rhythm guitar during solo 1. The fretboard is labeled with strings E, B, G, D, A, E. Fret numbers are written on the strings: X 9 X 10 5, X X X X X, X X X X X, X 8 X 9 4, X X X X X. A large 'X4' is written on the right side of the diagram.

just hammer, no hit

# Naked hand 3 of 3

Solo: ~~1 2 3 4 5 6 7 8 9~~  
~~3 4 5 6 7 8 9~~

E - 5 5 5 5 6 7 8 9  
 B - 4 4 4 4 5 5 6 7 7 8 9

B	G	C#	F#
pc2	pc3	pc4	pc2

end solo: Effects Hendrix 43.2?

E -  
 B -  
 G - 16 16 17 16 0  
 D - x  
 A - 14 14 15 14 14 14  
 E - 0 0 0

↑

4 5 4 5 2 3

Finger position

High B octave  
 14 oct pc

Don't play  
 as open D

play out:

E - 12 11 12 11 11 11 12 11 12  
 B - 8 7 11 8 7 12 11 11 12 11 12  
 G -  
 D -  
 A -  
 E -

x7

10.1  
32.1  
45.1

Phobid in the sand

E - 2 10  
B - 7 6 4  
G - 6 6 4 6 4 2 2 2  
D -  
A -  
E -

Solo 687  
long pause  
after  
and 688  
for detail

689

E - 6 4 7 6 4 6  
B - 6 4 6 6 4 5  
G - 6  
D -  
A -  
E -

0001 456 7 8 9  
7

E - 7 2  
B -  
G - 4 3 4  
D -  
A -  
E - 4 6 1 2

E -  
B -  
G -  
D -  
A -  
E -

4 4 4 1  
4 4 7 9 10  
Voice 683  
4 1 4 7 9 9 10 9 7

Voice 684  
685  
9 10 5  
5 9 4  
0 0 0

4 20 one  
slide  
686

14.1

91.2

# Rabbit in the sand solo

E - 7 8 7 8 7  
B - 8 7  
G - 9 10 11 12 8 7  
D - 9 9 9  
A -  
E -

---

43.2 Hendrix

E  
B  
G - 16 16 17 16 0  
D - 4 3 4  
A - 14 14 15 14 14 5 2 3  
E - 0 0 0 0 0 0 0  
one guitar is drop D for the harmonics:

E  
B  
G  
D  
A  
D - 4 5 0

---

# RABBIT IN THE SAND

Jack Tanner

~~41.2~~ 40.1 45.1

I wanna ~~write~~<sup>write</sup> a song with the notes of this wrong guitar  
Rabbit in the sand with a naked man

~~I wrote it up with you  
when I'm picking up to you with tack~~

Let's write another song  
~~with the notes of the wrong guitar~~

Rabbit in the sand with naked. What a tart!

$$\begin{array}{r|l} 7 & 31 \quad 39 \\ & 106 \quad 115 \end{array}$$

143

159

219

238

259

# Acoustic versions

Tape C  
2018

## Naked hand

starts 388  
ends 424

Intro

Main riff x 8

Break ~~8~~

Main riff x 2

Break ~~8~~

2nd break x 4

~~PAUSE~~ Break bit  
after solo

Main riff x 8

Break ~~8~~

end solo - play out

BASS!

E|F|E|F#|F

B G C# F#

~~E A B~~

E F F# C#

E F 4 3 4 2 0

Microcube

Tone - 5 (mid)

EFX - 0

Delay/Rev - 0

Mic

Gain - 7

Same but:  
Gain 3

T1

Elec. string  
Acoustic

Microcube

SMS 7

VE20

01 Hardrock

RL 53

8

T2

Vocals and  
Electric guitar

Microcube

Line 6 Pod-

Line 6 Layer

Compressor

Drive 7.7

Bass 10

Mid 8

Treb 2

Chan Vol 10

Rev 3

Effect Tweak 6

VE20

11 Voca Perc

RL-88

10

(Drums T4)

- Floor tom

- snare with tambo on

- SMS 7

- VE20

01 Hard Rock

RL 53

T3

Bass

As above  
(inc. Line 6)

9

T4

Drums

\*

10

No yes

<https://soundcloud.com/edgeworth-johnstone/no-yes>

# No yes

Unitar	334/334/334/3334/3334/334/3x4	E F G# D# D
Bass	E repeated EGE	G G# C C#

Unitar	E F G# D# D	33x4/334/x334/x334/334
Bass		

Unitar	E F G# D# D	E F G# D# D
vox	Big me says no Kiddie me says yes	Born natural

Unitar	334/334/334/334/rest	E F G# D# D
Bass		

Unitar	E F G# D# D	334/334/334/334/x33	rest
vox		Kiddie me says yes	everythings in the <del>past</del>

Unitar	E F G# D# D	E F G# D# D	E F G# D# D
vox	past	Everythings in the	past Everythings in the

Unitar	E F G# D# D	334/334/3344/3 <sup>4</sup> 3 <sup>4</sup> /3 <sup>4</sup> 3 <sup>4</sup> /343 <sup>4</sup> /33 <sup>4</sup> /33 <sup>4</sup> /33 <sup>4</sup> /33 <sup>4</sup>
vox	past	

Unitar	33 <sup>4</sup> /33 <sup>4</sup> /33 <sup>4</sup> /33 <sup>4</sup> /33 <sup>4</sup> /33 <sup>4</sup> /33 <sup>4</sup> /334 <sup>4</sup> 3 <sup>4</sup> 3 <sup>4</sup> 3 <sup>4</sup> 3 <sup>4</sup> 33343
Bass	9A 8D 9A 9Dx3 9A

Big me says no  
Kiddie me says yes

Only need

<https://soundcloud.com/edgeworth-johnstone/only-need>

<https://soundcloud.com/edgeworth-johnstone/only-need-1>

<https://soundcloud.com/edgeworth-johnstone/only-need-2xcd-pee-soup>

Only need 1 of 2

Voice 1025

G# D# E F# C# E F#

E/F# skip

B F#  
just  
2nd fret  
E → with 3rd G 4th G 3rd G

G# E F#

first verse solo:

E -					2	1	0									- E
B -					2	1	0					2	1	0		- B
G -	2	1	0													- G
D -																- D
A -																- A
E -																- E

Edgeworth 1e belge version

0.05 Intro x 2 - with First verse solo  
↓  
0.26 verse x 2 — " " " "  
↓  
0.48 chorus  
↓  
1.01 verse x 2  
↓  
1.22 solo on chorus — ~~with solo chor~~ CHORUS SOLO  
↓  
1.37 verse x 1 (1st was reminded)  
↓  
1.47 solo on 3 verse ↖ Hammer pick A  
" " 1 chorus — with chorus solo Later verse solo nearly 3 times  
" " 2 verse — later verse solo  
" " 1 chorus ↖ with vocals

STARS  
000

# Only need

2 of 2

There we would shake our lilled tongues  
They would take a little flouring  
It's own only need

If I was reminded by you  
What it takes to devour  
Given it's own only need

A bottomless look  
If you would make him his own only need  
Everything fixes a pattern of what it could all lead to be

2 intro

Song x 2

Solo 4 verses

Chorus

Verse

Chorus

Vol

7 T1 - guitar

10 T2 - drums

8 T3 - bass

10 T4 - vox and acoustic lead

G# A# E F# E C#  
E F#

B F# G# E F#

CHORUS SOLO:

E  
B  
G  
D  
A  
E

7 4 2 4  
6 4 4  
4 6 4 6 ||||| 4 3 4 4

LATER VERSE SOLO:

D  
A  
E

6 4 2 4 6  
6 4 2 4 6  
4 4 2 4 4

<https://soundcloud.com/edgeworth-johnstone/3-town-song>  
<https://soundcloud.com/edgeworth-johnstone/3-town-song-1>  
<https://soundcloud.com/edgeworth-johnstone/4-town-song>  
<https://soundcloud.com/edgeworth-johnstone/4-potatotown>  
<https://soundcloud.com/edgeworth-johnstone/17-potato-town>

# ~~Town song~~ Potato Town

Intro x 2

This was meant to be a town  
but they couldn't afford his rent

1 X RIFF

I was meant to be around  
but they ~~couldn't afford his rent~~ made him open instead  
This was meant to be a town  
but they couldn't afford his rent  
This was meant to be around  
but they made him up instead

HIGH F BREAK

This was meant to be a town  
but they couldn't afford his rent  
This was meant to be around  
but they made him open instead  
This was meant to be a town  
but they couldn't afford his rent  
This was meant to be around  
but they made him up instead

8 X HALF NORMAL RIFF

2 X PULL OFF RIFF

8 X HALF PO TO G#

8 X HALF PO TO A#

8 X HALF NORMAL RIFF

2 X NORMAL RIFF

Same as verse 3, but "open instead" on last line.  
End on vocal.

# A Down BOTH ON 1 PHONE

## ~~learned today~~ solo endings

1. Octave powerchord 8-7  
 10-7  
 8-7  
 8-7  
 E D-10 9  
 E A-10 9  
 E 10

2a - E min and pull off 1st fret E. G#

b- 1 1 1 1 1 A-1 2

a - Part a again.

d - beginning of part a -

D 2 1  
 A 2 1 0

3. Then play first half  
 of main riff x 8

4. Main riff

# A Town

Voice 1185, 1186

E F A# G C# A# E

This was meant to be <sup>our</sup> a town  
but the <sup>reneged,</sup> ~~neighbour's~~ ~~couldn't~~ ~~afford~~ his rent

~~This was meant to be a town~~  
He was meant to be around  
but he weighed them off instead.

This will never be our street  
We have the layman look disease  
One rounded batallion town

This was meant to be a town  
with a long road, on maps it's red  
It is dim

but they <sup>lit</sup> ~~make~~ it up instead

This was meant to be a town  
but they couldn't afford his rent

~~Be around and well straighten things out instead.~~

High F, High E  
B, C  
G, A  
High E

Tape A-2018 ~~This was meant to be~~ Town song 25/5/18

E E F X A# G C# A# A# E  
X

This was meant to be a town.  
but they couldn't afford his rent

but they made him up instead

High F

High E

B - C

G - A

High E

FROM URBAN DEMOS 050319

~~Town song~~  
423 - 422  
T1 - met @ vox | vezo  
T2 - bass @ OS  
T3 - rhy @  
T4 - drums @

met - 130

Potato

Tape A 2018

Fend - 0 - 73

Road from - 73 - 136

Town song - 136 - 178

Is it visit - 178 - 222

~~transfer melted town~~  
This was meant to be a town

voice  
1185  
1186  
1205  
1206  
1207

E E F X A# G C# A# A# E  
X

This was meant to be a town  
but the Major spent his rent affords his rent

I was meant to be around  
but I ended back up instead

This would never be a crowd  
but the riot ensued instead

This would never be a street  
of the neighbours, look, disease!

Where ladders with this town  
This was meant to be a town  
The longest roads run red  
They said they would make a deal,  
but they made it up instead

This was meant to be a town  
but they couldn't afford his rent  
They were meant to be aroused  
but they cut them off instead

High E  
One  
for  
ending

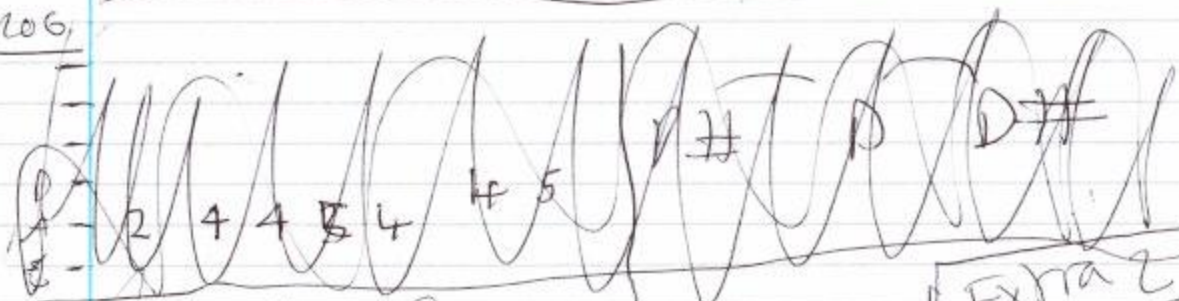
~~C-B-C-B~~  
~~D-B-D-B~~

~~High E, High E, B, C, G, A, High E~~

EXTRA

1206

1207



F#-G-G#

B-C

C#

E

G#

Extra 2  
with train you  
build up break

Pohaka town

from Urban Jones 050319!

- End solo. Put dry guitar underneath
- For most part, only play two of E, A and D strings.
- In break, put the bot into bass line, and guitar if possible.
- In break, must play A# in 1st fret, not 6th.
- Last line "up". not "open".

VERO-05

## A Town

Voice 1185

E F A# G C# A#

break: High F, High E

B, C

4. A

## High E

This was meant to be our town,  
but reneged, defaulted rest.

He was meant to be around,  
but he weighed them off instead.

This will never be our street.

We have the laymans look disease.

One rounded battalion horn

With a long road, on maps it's red.

It is dim, but they lit it up instead.

This was meant to be a town,

but they couldn't afford his rent.

This was meant to be a town. But they couldn't afford it.  
It was meant to be a crowd. But they couldn't afford his debt.

was meant to be around. But Henry couldn't afford his debt.

Line 1 - This was meant to be ground. At they made him up in it.

[illegible]

Line	1	2	3	4	5	6	7	8	9	10	11	12	13	14	15	16	17	18	19	20	21	22	23	24	25	26	27	28	29	30	31	32	33	34	35	36	37	38	39	40	41	42	43	44	45	46	47	48	49	50	51	52	53	54	55	56	57	58	59	60	61	62	63	64	65	66	67	68	69	70	71	72	73	74	75	76	77	78	79	80	81	82	83	84	85	86	87	88	89	90	91	92	93	94	95	96	97	98	99	100
Line 1	1	2	3	4	5	6	7	8	9	10	11	12	13	14	15	16	17	18	19	20	21	22	23	24	25	26	27	28	29	30	31	32	33	34	35	36	37	38	39	40	41	42	43	44	45	46	47	48	49	50	51	52	53	54	55	56	57	58	59	60	61	62	63	64	65	66	67	68	69	70	71	72	73	74	75	76	77	78	79	80	81	82	83	84	85	86	87	88	89	90	91	92	93	94	95	96	97	98	99	100

**BREAK** **Repeat** ● = Empty riff (only one).

- = Empty rtf (only one).

<https://soundcloud.com/edgeworth-johnstone/13-road-go-2>

<https://soundcloud.com/edgeworth-johnstone/2-road-go-1>

<https://soundcloud.com/edgeworth-johnstone/1-road-go-1>

<https://soundcloud.com/edgeworth-johnstone/5-road-go>

<https://soundcloud.com/edgeworth-johnstone/11-road-go>

<https://soundcloud.com/edgeworth-johnstone/14-road-go>

<https://soundcloud.com/edgeworth-johnstone/12-road-go-22nd-upload-attempt>

Where does the road go from?

Voice  
987  
989

# ROAD GO

Amin | H4E-3 1 0 0 8 8 7 5 0 | Dmin | High E-1 0  
npc B- 4- X

C / F / Amin  $\times 2$  B-1 0  
String 4-2  
C / F / Dmin (F  $\rightarrow$  Second time A# instead of F)

Amin / F / B / Emin / F / G# / Amin

Where does the road go from?  
Who do you see me hanging with now?  
I met a man  
She likes me now  
I'm ~~met~~ in a load. Farm.

Urban demos 060319

met-65

048-146

T1 - met 65 ④  
T2 - bass ② ③ 21.2  
T3 - guitar ② 38.1  
T4 - drum ④

vox ⑧ vero-05 | 10  
8.5  
9

Guitar - middle pickup - 38.1  
Grant Green  
Bass - middle pickup - 21.2  
DEUXE-R

VERO-05

BASS:

A D

C F A

1st C F D F A F B E F G# A

2nd C F D A# B C F G# F

C F G# F  $\times 3$

G# F C F G#

C F A

<https://soundcloud.com/edgeworth-johnstone/roam>

<https://soundcloud.com/edgeworth-johnstone/roam-1>

<https://soundcloud.com/edgeworth-johnstone/roam-tape-f>

Roam

voice  
832

## 14.1 Alpha

### Whistle and verse chords:

$A_{min}, D_{min}, C, G, F, G$

Chorus chords:

$C, A_{min}, D_{min}, C, F, G$

Amin, C, F

Amin, E, F

Amin - 9

solo: 16.2 Basic drive | 95.1 Filter On

E -  
 B - 3 3 1 3 3 1 1 1 1 1 0 0 0  
 G - 2 2 2 2 2 2 2 2 2 2 2 2  
 D -  
 A -  
 E -

310  
 310 0 0  
 0 2 2 2 2 2 2 2 4 4 4 4 5

Whistle

verse

Chorus

whistle

chorus

solo (over verse twice)

Cherns

July 2018 version

Intro x)

Whistle x 2

verse x 2

chorus

whistle x 2

Chorus

50/0 (verse x 2)

Chorus

See you in a while

<https://soundcloud.com/edgeworth-johnstone/see-you-in-a-while>

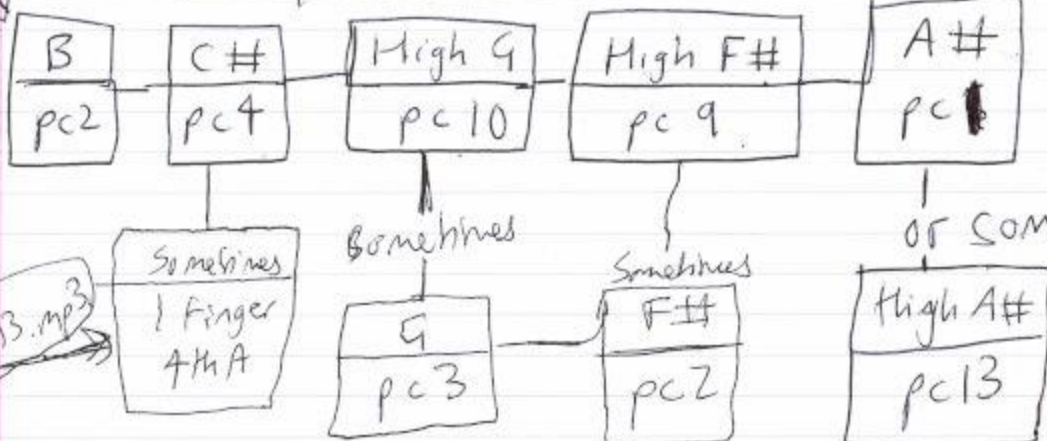
Effect 62.2 / and 29.2

See you in a while

1 of 4

CEP  
cool edit files  
cas lesson

Main  
Chords



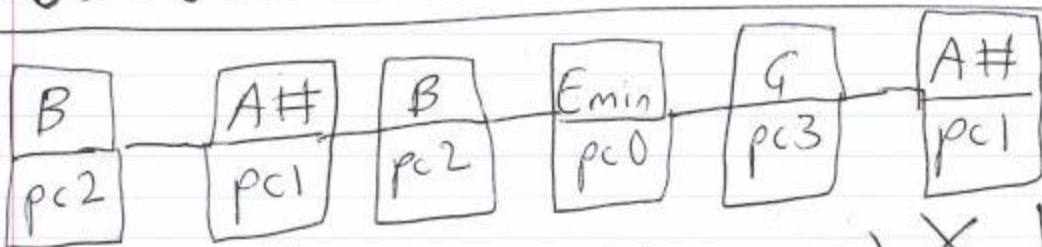
Cas-lesson 3.mp3

Break: Track 44 73.1-Effect

Tune up and down

A- 0 — 0  
E- 0 — 0

Verse  
Chords



(Effect 62.2, cas-lesson-32(2)-622.mp3) X 1

## STRUCTURE

Main chords x 4 (High A# version throughout recording)  
"See you in a while" after first round.

After twice:

Intro solo: Track 28 75.2 ← cas-lesson 28-752.mp3 (88.2)  
Track 31 14.1 ← cas-lesson 31-141.mp3

E -  
B - 8 7 7 8 7  
G - 7 7 9 7 7 7 9 7 4 7 12 11  
D -  
A -  
E -

Then Break A-0 E-0 Tuning up and down

See you in a while 2 of 4

over the break, play:

cas\_lesson 14\_422.mp3 - Effect 42.2

low E - 11 - 7 - E (low) - 2 x normal  
 2 x short ~~end~~ end 17 held till riff change  
 11 held till the lyric "hour"

Also over the break, play: ~~E~~

cas\_lesson 13.mp3 (part of)

FIG. 1  
 E -  
 B - 7 7 9 7 | X | B  
 G - 8 8 | 10 | G  
 D - | x | D  
 A -  
 E - X 3

X2 as above

X1 as above but only 1 round of first part

X1 as previous, but hold last part till riff change.

Also over the break, play:

cas\_lesson 15\_622.mp3 - Effect 62.2

E - 17 14 16 | 16 14 | 17 14 16 16 14 | 16 |  
 B - 16 16 16 | 16 | 16 |  
 G - 15 15 15 | 15 | 15 |  
 D -  
 A -  
 E - X 6

~~X 5~~ as above

X6 on each bend of ~~the~~ riff change

# See you in a while 3 of 4

After break, play:

After, in an ~~an~~

verse chords: B / A# / B / Emin / G / A# x1  
main chords: B / C# / G / F# / A# x4

~~When~~ When "hour" lyric comes in on B,  
first chord of "main chords", play.

cas\_lesson\_29\_141(2).mp3  
Effect 14.1

"hour" solo - cas\_lesson\_26\_502.mp3  
Effect 50.2

E -  
B -  
G -  
D - 4 11 9 5 8  
A -  
E -  
x 2

10 7 8 7 8 7 7  
9 9 9  
x 4

cas\_lesson 27\_502  
.mp3  
Effect 50.2

Then, over FIG.1 (page 2), play:

metal solo: Effect 17.3

E - 14 12  
B - 12 14  
G - 10 11 6 8 3 (3 3 11) x3 3 6 | G  
D -  
A -  
E -

Then

verse chorus B / A# / B / Emin / G / A# x1  
~~chorus main chords with~~ main chorus x4 with:

E -  
B - 7 7 8 7  
G -  
D - 7 9 7  
A - 9 9 10 9  
E - 9 10 9  
Effect 50.2  
jump solo

See you in a while 4 of 4

Then F14.1 with:

end solo cas\_lesson\_35\_971.mp3 Effect 97.1

E  
B  
G  
D  
A  
E

10 9 11 9 11 9 12

X3

Part a

Part a

4 + E

E  
B  
G  
D  
A  
E

3 2 0 4 3 0 3

Part b

8  
8  
6

D#

Part b

11  
11  
9

High F#

Track 39 octave down  
Track 40 octave up

# See you in a while - cool edit files

cas - lesson (2).mp3 - vox

23 - " - vox

24(2) - " - vox

24 - " - vox

25 - 502 - " - same but 50.2 →

D string 4, 11, 958 - 26 - 502 - " - slow beginning of "hour" solo →

27 - 502 - " - fast second part of "hour" solo →

28 - ~~502~~ 752 - Intro solo on 75.2 →

29 - 141(2) - same but on 14.1 →

31 - 141 - same but on 14.1 →

32(2) - 622 - verse and main chords on 62.2

32 - 622 chords

33 - 622 "

34 - 622 "

35 - 971 - end solo

36 - 971 - " "

37 - 971 - " "

38 - 971 - " "

39 - 971 - " "

40 - 971 - " "

292 - 21 chords

292 - 46

dm - 140 — X

etuning - 731

Mix down - X

3 vox 41-45 — VOX

~~24~~ (2) — VOX

1 — drums

2 — "

3 — "

~~4~~

5 — blank fill. 3.04, then chords, with end bit

6(2)

6(3)

6

7

8

9

10

11

12

13

JUMP SOLO

bassy

drums

drums

drums

drums

drums

chords and ending (at 3:41) (FIG.1)

See you in a while    cool edit files contd.

14\_ 422

15\_ 622

16\_ 173

17\_ 173

18\_ 173

19

20

21

22

mixdown — X

z 19 — vox

See you in  
a while

Lesson contd from overleaf

Solo 3 (Tracks 16, 17 and 18) 17.3

E - 14 12  
B - 12 14  
G - 10 11 6 8 3 (3 3)<sup>x3</sup> 3 6  
D - 11  
A -  
E -

---

~~Unhastly High rise~~

Solo 4 (Track 25, 26, 27 50.2

Track 29 & 30 14.1

E -  
B -  
G - 10 7 8 7 7  
D - 4 11 9 5 8  
A -  
E -

9 9 9 (etc. same finger position)

---

Solo 5 Track 28 75.2

Track 31 14.1

E -  
B - 8 7 7 8 7  
G - 7 7 9 7 7 7 9 7 4 7 12 11  
D -  
A -  
E -

---

Solo 6 Track 35 + 36 97.1 - index finger across 9th fret.

E -  
B - (10 9 (mute) 11 - pull off 9) x 19 9 12  
G - 4  
4

160 bpm

E-2

B-7 8 7

G -

0 - 7 9 7

9 10 9

6 - 9 10 9

Track 14

Sel 2 42.2

Ex: 17 14 16

B-16 16 16

4 - 15 15 15

D-

A.

E - white

Track 15 slo 2.2 62.2

cas-lesson  
15-622

Nov E-11<sup>17</sup>

See you in ~~45~~ <sup>10</sup> ~~what~~ a while have  
~~Captured in a time~~ See you all inside  
 After, in an hour,  
 I think I'll get a drink of ~~water~~

After all is said  
Me and you in the side  
I meant to say inside  
I get my words confused when I like to talk ~~of~~ ~~inside~~

cider

~~林林~~

~~I want to be~~

See you  
in a while

Lesson contd.

solo 7      Track 37      97.1

E -  
B -  
G -  
D -  
A -  
E -

3 2 0 4 3 0 3    8    ~~3~~ 3 2 0 4 3 0 3    11    ~~3~~

8

11

6

9

↓  
Track ~~38~~<sup>39</sup> ~~39~~ octave down (A#)  
Track 40 octave up (A#)

---

solo 8      Track 44      ~~44~~ 73.1

playing with <sup>low</sup>E string tuning.

---

~~16 2~~    ~~24 2~~  
~~16.1~~

See you in a while

B C# G F# A#

B SYAW  
C#

G

F#

A#

x 3

detuning E

8 7 7 8 7  
7 7 9 7 7 7 9 7 4 7 12 11

E — 17 14 16 | 16 14 | 17 14 16 16 14  
B — 16 x3  
G — 15  
D —  
A —  
E — X6

~~AFTER IN AN HOUR~~

B A# B Emin G A#

(D — <sup>Hour</sup> 4 X 11 9 5 8 — ) X2

AIAW

See you in a while

See notes

B A# B Emin G A#

B C# G F# A# x4

AFAH

See you all inside

End solos

B A# B Emin G A#

## Servant girl

<https://soundcloud.com/edgeworth-johnstone/14-servant-girl-b>  
<https://soundcloud.com/edgeworth-johnstone/13-servant-girl-a>  
<https://soundcloud.com/edgeworth-johnstone/5-servant-girl>  
<https://soundcloud.com/edgeworth-johnstone/isd-servantgirl2>  
<https://soundcloud.com/edgeworth-johnstone/isd-servantgirl1>  
<https://soundcloud.com/edgeworth-johnstone/11-servant-girl-tape-leftovers>  
<https://soundcloud.com/edgeworth-johnstone/8-servantgirl-010379>  
<https://soundcloud.com/edgeworth-johnstone/3-servantgirl>  
<https://soundcloud.com/edgeworth-johnstone/7-servant-girl>

Intro minored, except ~~F/A~~

## Servant Girl

F/A/D/A#

I knew the servant girl.  
Her look would make me feel ill.  
I knew this girl before  
we ever met, I can tell.

First time - ashamed  
2nd time - to blame

F/A

I was ~~to blame~~ ~~ashamed~~ ~~to blame~~

1st to blame  
2nd ashamed

I was ~~to blame~~ ~~ashamed~~ ~~to blame~~  
I wasn't named  
I was touched  
That night the light made me  
stale

~~F/A/A#/G~~

I knew the servant girl, her look would  
make me feel ill. I was to blame

F/A/F/I  
G#G/F#

~~Part A~~ ~~Part B~~ ~~Part C~~ ~~Part D~~ ~~Part E~~ ~~Part F~~ ~~Part G~~ ~~Part H~~ ~~Part I~~ ~~Part J~~ ~~Part K~~ ~~Part L~~ ~~Part M~~ ~~Part N~~ ~~Part O~~ ~~Part P~~ ~~Part Q~~ ~~Part R~~ ~~Part S~~ ~~Part T~~ ~~Part U~~ ~~Part V~~ ~~Part W~~ ~~Part X~~ ~~Part Y~~ ~~Part Z~~

F/A/A#/G

I knew the servant girl, her look would  
make me feel ill

~~Part A~~ ~~Part B~~ ~~Part C~~ ~~Part D~~ ~~Part E~~ ~~Part F~~ ~~Part G~~ ~~Part H~~ ~~Part I~~ ~~Part J~~ ~~Part K~~ ~~Part L~~ ~~Part M~~ ~~Part N~~ ~~Part O~~ ~~Part P~~ ~~Part Q~~ ~~Part R~~ ~~Part S~~ ~~Part T~~ ~~Part U~~ ~~Part V~~ ~~Part W~~ ~~Part X~~ ~~Part Y~~ ~~Part Z~~

F/A/A#/G

I knew this girl before we ever met I can tell

~~Part A~~

Intro

F/A<sup>m</sup>/D<sup>m</sup>/A#

F/A min ⇒ pick high E, B, G at end

F/A/D/A#

F/A

F/A

Servant Girl solo

Handwritten musical notation on a five-line staff. The notes are: E (first line), B (second line), G (third line), D (fourth line), A (third space), and E (second space). The notes are connected by a horizontal line. There are some additional markings, including a '10' above the G note and a '12' above the D note, and a '10' below the A note.

Handwritten musical notation on a five-line staff. The notes are: E (first line), B (second line), G (third line), D (fourth line), A (fifth line), and E (below the staff). The notes are grouped into two measures by a vertical bar line. The first measure contains the notes E, B, G, D, A, and E. The second measure contains the notes B, G, D, A, and E. There are some additional markings, including a '3' above the first measure and a '1' above the second measure, and a curved arrow pointing to the end of the staff.

Handwritten notes on lined paper:

Row labels (left): E, B, G, D, A, E

Row B content: 16 15 15 16 16 15 16 15 16 | 15 15 16 16 16 15 16 15 18 15 15 16 16 15 16 15

Row D content: A horizontal line spanning the width of the page.

Row A content: An arrow pointing to the right, labeled "15".

repeat note  
~~for~~ a few  
times

E -  
B -  
C -  
D - 15 15 17 18 17 10  
A -  
E -

Solo over main rifl with one F/A on the ex

$$\begin{array}{c} F \\ D \\ G \\ D \\ A \\ E \end{array} \begin{array}{c} - \\ - \\ - \\ - \\ - \\ - \end{array} \left| \begin{array}{c} - \\ - \\ 5 \ 3 \\ - \\ - \\ - \end{array} \right| \left| \begin{array}{c} - \\ - \\ - \\ 5 \ 7 \\ - \\ - \end{array} \right| \left| \begin{array}{c} - \\ - \\ - \\ 3 \ 5 \ 0 \ 3 \\ - \\ - \end{array} \right| \left| \begin{array}{c} - \\ - \\ - \\ 5 \ 3 \\ - \\ - \end{array} \right| \left| \begin{array}{c} - \\ - \\ - \\ - \\ 5 \ 7 \\ - \end{array} \right|$$

# Servant Girl

From Urban demos 050317

- Servant girl - ~~the~~ Intro - the F/A bit isn't minor A.
- end of solo play open A stutter when on D-15. Probably on D-10 too.
  - After solo after first line guitar plays F and, A, F over the bass F/A slide part.  
... then play bendy, the same chords as bass  
... over last run "I knew this girl"

VE-20  
05

Servant girl net-120

4-72-533

T1 - net 120

T2 - bass

T3 - guitar + solo

T4 - drums

10 8 7.5 7.5

VOX 050317 up to 10 from solo up to 10 from solo

## 5. Servant girl

Intro = Two riffs with F/A

- 2x whole thing
- 1x normal with FA
- 1x switch with vox change

~~1x Solo riff~~ (change to 16)  
Solo straight in

- 1x First line
- 2x solo riff (bend)
- 1x 2nd line
- 2x solo riff (bend)
- 1x first line with riff change with chord change

1/2x normal riff for end solo.  
Finishes on F.  
Solo comes straight in.

Minored except for F/A  
some picking

So many times

<https://soundcloud.com/edgeworth-johnstone/6-so-many-times>

<https://soundcloud.com/edgeworth-johnstone/10-so-many-times-2>

<https://soundcloud.com/edgeworth-johnstone/7-so-many-times-1>

<https://soundcloud.com/edgeworth-johnstone/13-so-many-times-last>

<https://soundcloud.com/edgeworth-johnstone/9-so-many-times>

<https://soundcloud.com/edgeworth-johnstone/isd-somanytimes>

<https://soundcloud.com/edgeworth-johnstone/5-somanytimes>

<https://soundcloud.com/edgeworth-johnstone/11-so-many-times-2>

<https://soundcloud.com/edgeworth-johnstone/10-so-many-times-1>

So many lines

MMMM's on  
end S/O

BASS

A E B | C# A E B C#

A E B C# C# B A

(A) So many times that I  
have ever ~~run~~ <sup>been</sup>

(A) Before the lantern flower  
has turned to grey

(A) (C#) Mander  
seen ya for a while

Lever summer (A)  
Lever lonely time

(E) I was on it  
Have a time

Lever summer  
Lever lonely

(C#) (Bm) He was an eye  
" " " " lit time

Mamas on it  
Haver her song

"  
"

I would see ya  
carried on

I was summer  
Lever lonely

"

High E 2 3 5 3 2 (ish)  
Octave chords

7 5 4

E -  
B - 3 2 2  
G - 4 2  
D - 4  
A -  
E -

Thy guitar has headphones  
corded against back  
of strings.

SOLO

A D 4 - 2 D  
A - X  
G - X

## So many times octaves solo

E -  
 B -  
 G -  
 D - 7 11 | 7 12 | 4 11 | 9 11 7 4  
 A -  
 E - 5 9 | 5 10 | 2 9 | 7 9 5 0 2 0  
 A B C D / E  
 break

E -  
 B -  
 G - 7 6  
 D - 9 7  
 A -  
 E - 7 5 0 0 | x2 | Part C, D and E

- Background vox on all solos.
- Keep rhythm guitar under solo
- Vocals straight in. no intro.
- verse, chorus  
verse, chorus. 4x solo riff (2, then 2)

FROM URBAN DEMOS 050319

534

T1 - Met 110 ①

T2 - bass ③

T3 - guitar rhy ②

T4 - drum ④

So many times

met 110

- 10

- 7.5

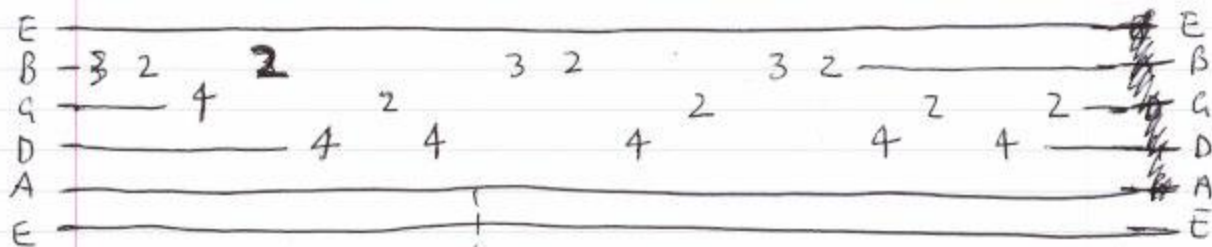
- 8

- 7.5

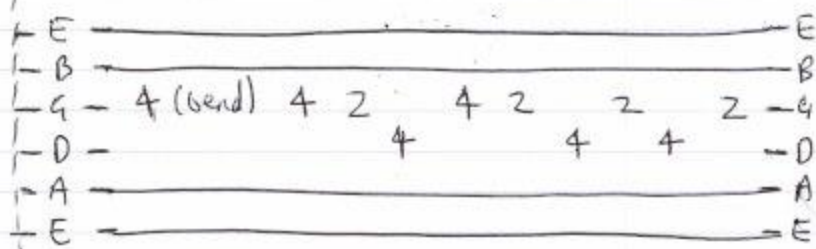
VE20-05

So many times solo

- mmm's over.



AS  
A BOVE



Chords

A, D no high E,

E-  
B-  
G- 2  
D- X  
A- X  
E- 2 1

D

Somewhere

<https://soundcloud.com/edgeworth-johnstone/somewhere-drum-machine-solo-demo>

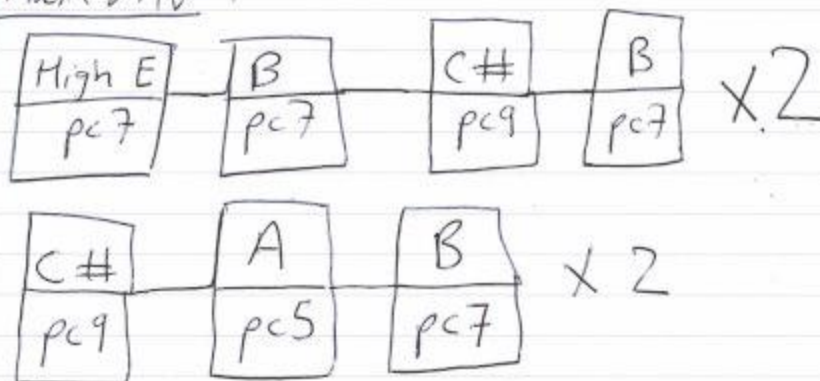
<https://soundcloud.com/edgeworth-johnstone/somewhere>

<https://soundcloud.com/edgeworth-johnstone/somewhere-drum-machine-practice-no-vocals>

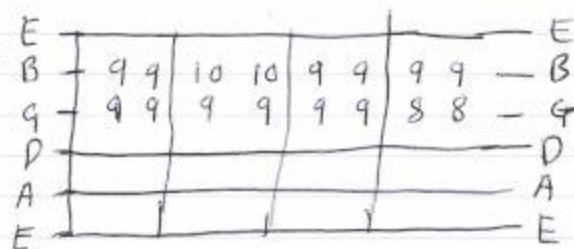
Somewhere 1 of 2

Voice 513  
514  
i had a wife  
516  
518  
not in recording - between 520 & 522 - i had a wife solo  
529  
jam - 509  
jam - 664  
729  
~~756~~

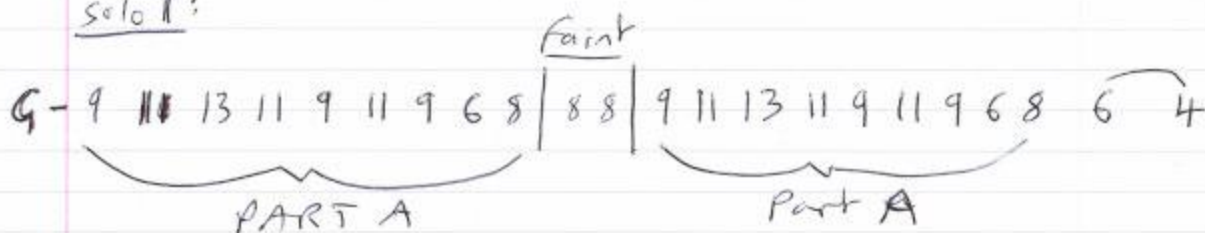
main riff:



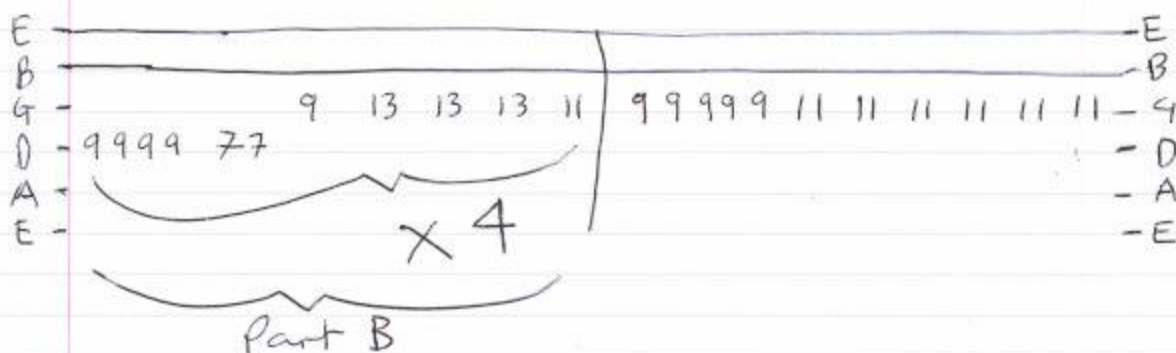
constant solo:



solo 1:



solo 2:



# Somewhere 2 of 2

solo 2 could:

E -  
B -  
G - 9 9 9 9 9 13 13 13 13 13 ~~13~~ 1 1 1 1 2 2 2 2 2 2 1 1 1 1  
D - 4 4 4 4 4  
A -  
E -

~~finish solo 2~~ Then Part B (x4) ending on 9th fret G, holding.

solo 3:

A - 7 9 11 9 7 9 7 4 6 } 6 } Part C  
Part C

solo 4: (over constant solo)

E -  
B - 10 9 7 9 7  
G -  
D - 6 7  
A - 9 7 - A  
E - 9 - E  
X 3

X 3  
finish after two notes of solo's fourth run, first frets second line

<https://soundcloud.com/edgeworth-johnstone/the-farmer>  
<https://soundcloud.com/edgeworth-johnstone/the-farmer-2xcd-pee-soup>  
<https://soundcloud.com/edgeworth-johnstone/the-farmer-v2-290918>  
<https://soundcloud.com/edgeworth-johnstone/the-farmer-v1-290918>  
<https://soundcloud.com/edgeworth-johnstone/the-farmer-tape-f>  
<https://soundcloud.com/edgeworth-johnstone/the-farmer-version-d>  
<https://soundcloud.com/edgeworth-johnstone/19-the-farmer-b>  
<https://soundcloud.com/edgeworth-johnstone/18-the-farmer-a>  
<https://soundcloud.com/edgeworth-johnstone/1-the-farmer>  
<https://soundcloud.com/edgeworth-johnstone/10-the-farmer>  
<https://soundcloud.com/edgeworth-johnstone/1-the-farmer-010379>  
<https://soundcloud.com/edgeworth-johnstone/5-the-farmer>

# The Farmer

E G C A

It was made, it was made  
It was almost here

but they cut him from the trunk  
Come and laugh at the old maid dear

He was almost true.

He was fed, he was fed  
by the old maid dear

Each hour through the night she cared  
but the farmer killed him in front of

the old maid dear

He was a farmer true.

She was buried by the farmer the  
following year. Her heart he never  
knew. Come in, died. Then you're  
in tide. I would rather a new.

The end

The four degrees

<https://soundcloud.com/edgeworth-johnstone/the-four-degrees>

# The four degrees

Voice 597

T1	drums	02 Pop
T2	guitar	75.3
T3	bass	75.3
T4	vox	08 Arena

Changes:  
467  
481

598  
878  
215  
736  
735

later vox.  
and acoustic

FIG 1

	PART A	PART B	PART A	E Maj
E				
B				
G	2 1	1 2 2 1		
D	2 4 2	2 4 2		
A	x x x	x x x		
E	2 2 2	2 2 2		

FIG 2 { F#, F#, Emin, F#, C, B, A  
FIG 3 { F#, F#, Emin, F#, G#, ~~A~~ C#, D

Fig 1 x 4  
Fig 2 x 4  
Fig 1 x 4  
Fig 2 x 4  
Fig 1 x 2 - rest

Fig 3 fades in

play so  
you sing the verse about 4 times.  
Then end with just vocal:

FIG 3

	E	B	G	D	A	E
689						
7						
0						
6535						
0						
777						
1110810						
0000						

sometimes open A

Drop D way

Fig 3 repeats → Drop D, v1, outro:

Outro: - Drop D

FIG 3

	E	B	G	D	A	E
3						
1						
8						
88						
3						
11						
1						
2 max ring						
0						
0						
3						

FIG 3

	E	B	G	D	A	E
111						
1133						
3355						
5588						
811						
1133						
300						
3						

## The governess

<https://soundcloud.com/edgeworth-johnstone/the-governess>

<https://soundcloud.com/edgeworth-johnstone/the-governess-2-2xcd-pee-soup>

<https://soundcloud.com/edgeworth-johnstone/the-governess-1-2xcd-pee-soup>

<https://soundcloud.com/edgeworth-johnstone/the-governess-290918>

<https://soundcloud.com/edgeworth-johnstone/the-governess-tape-e>

<https://soundcloud.com/edgeworth-johnstone/the-governess-version-d>

<https://soundcloud.com/edgeworth-johnstone/8-the-governess>

<https://soundcloud.com/edgeworth-johnstone/9-the-governess-010379>

<https://soundcloud.com/edgeworth-johnstone/9-the-governess>

# The governors

Folder

Files in "cool edit files" on Drive

cas-the gov 3. wav - main - rhy & vox  
 " " 4. wav - percussion  
 " " 5. wav - drum  
 " " 6. wav - lead guitar (starts at 0:35)  
 " " 7. wav  
 " " 9. wav } other vox  
 " " 10. wav }



lead: improv around this finger position

E -  
 B - 3I  
 G - 4M  
 D - 5R  
 A -  
 E -

and: 5th, 4th, 2nd and open D

1. on "governess" hammer:

governess  
~~governess~~  
 B - 3 5 5

2. in solo do the hold on D 5th, down to D 4th.

3. regular hammer: D - 5 4 0 2

# The governess

Intro x 1

Pause

Intro x 4

verse x 4

break - solo towards end

solo x 4

~~verse~~ verse x 4

break - solo towards end

Solo x 4

verse x 8

E C C F 1st fret

verse x 12

break

outro x 1

This is a song

If I was a girl

She looked down  
right

This is a song

~~E G C F 1st fret~~

This is a song

If I was a girl

She looked down right

The parlour

<https://soundcloud.com/edgeworth-johnstone/the-parlour>

Starts 257

# The Parlour

voice 1250  
1251  
1252  
1305

- F, A# 2nd fret D, C# maj, 4 maj  
3 Fmaj, C# maj, 4 maj 3b - 4# maj 4 maj  
4 A#, C#, C

Intro 1, 1, 1, 2  
x2 { 1, 1, 2, 3, 3, 3b  
1, 1, 2, 3, 3, 3b  
1, 2, 3, 4, 4, 4, 4, 4  
1, 1, 2, 3, 3, 4 } x2

- |   |   |
|---|---|
| 1 The parlour   | 1 The Amazonian spoke   |
| <del>Barter</del> was alone   | 1 As <del>big</del> <sup>visit of</sup> a drone                   |
| 1 As <del>desperate</del> <sup>line a pepper in</sup> as a <del>phone</del> <sup>bone</sup> | 2 This <del>the</del> dangling making bell <del>was</del> cracked |
| 2 I've given his novel back   | 3 <del>But</del> <sup>Clips</sup> only on its inside              |
| 3 The covers were not easy  | 3 <del>The</del> <sup>the</sup> outside made of raw hide          |
| 3 Tabulate a metal track  | 3 It won't stand a rocking back                                   |
| 3b The early only stand back  | 3b This old fellows bell <del>was</del> cracked                   |

- 1 The parlour was alone  
2 I've given him his novel back  
3 The covers were not easy  
4 Tabulate a metal track  
4 ~~But~~ <sup>only</sup> on its inside  
4 It won't stand a rocking back

- 1 The Amazonian spoke  
1 The visit of a drone  
2 This dangling making bell ~~was~~ cracked  
3 ~~But~~ <sup>only</sup> on its inside  
3 It won't stand a rocking back  
4 The early only stand back

Version 2

Play  
whole  
thing  
twice

Starts  
353

- T1 - acoustic elec string  
T2 - bass  
T3 - sock clap drum  
T4 - dm fill 3b4 (120 bpm) - Vox Rock  
WIDE

The whistle song

<https://soundcloud.com/edgeworth-johnstone/the-whistle-song>

# The whistle song

CEP session  
who who

C# F A# F D#

D# C# D# C# | E

F A# | E

F E

Vaslav Nijinsky

<https://soundcloud.com/edgeworth-johnstone/vaslav-nijinsky>

# Vaslav Nijinsky

Folder: files in "cool edit files" on Drive

cas - nowhere 3. mp3 - rhy & lead guitars mixdown  
" " 4 " - vox  
" " 5 " - vox  
" " 6 " - vox  
" " 7 " - vox  
" " 8 " - drums  
" " 9 " - drums  
" " 10 " - drums  
" " 11 " - drums  
" " 12 " - bass (guitar tuned super low)

Verse:

Emin - Emin - Emin - F# - G X 8

Chorus:

G# - F - A# - F X 2

Solo: roughly

E -  
B -  
G - 10 9 7 9 7 9 9 7 9 7 7 9 9 9 - G  
D - 9 9 7 10 10 - D  
A -  
E -

E -  
B -  
G - 9 7 9 7 9 10 9 7 9 7 9 7 9 9 9 } 17/17 17 15 15  
D - 9 9 9 7 9 } 16 16 16  
A - } 15h 15h  
E -

E -  
B -  
G - 10 9 7 9 7  
D - 10 10 12 12 14 8 8 8 8 8 8 8  
A -  
E -

Wind blows ravaging time

<https://soundcloud.com/edgeworth-johnstone/wind-blows-ravaging-time>

<https://soundcloud.com/edgeworth-johnstone/wind-blows-ravaging-time-no-loose-connection-version>

<https://soundcloud.com/edgeworth-johnstone/wind-blows-ravaging-time-midi>

<https://soundcloud.com/edgeworth-johnstone/wind-blows-ravaging-time-2>

<https://soundcloud.com/edgeworth-johnstone/wind-blows-ravaging-time-1>

<https://soundcloud.com/edgeworth-johnstone/wind-blows-ravaging-time-3>

<https://soundcloud.com/edgeworth-johnstone/wind-blows-ravaging-time-tape-e>

<https://soundcloud.com/edgeworth-johnstone/wind-blows-ravaging-time-version-d>

# Wind blows ravaging line 1 of 2

C B  
E F E  
A# B A#  
High F High E  
E F E

High A | High A# | High A | High G#  
Fret: (12) (13) (12) (11)

High E, D#  
E F E

High A | High A# | High A | High G#  
12th 13th 12th 11th

High E D# D

B A# A

F# F E B

F E B

↓  
High F  
8th

Muted D

---

Wind blows ravaging line  
I can hardly make up my mind  
if I'm a war pig now

Bing bango bango

2 of 2

Solo 1

5 | Muted string x 2  
Then  
12<sup>th</sup> harmonic

E - 15 12 13 12 10 11 10 9 10 9 10 9 10 9 10 9 10 9 3 3 4 3 4 3  
B -  
G -  
D -  
A -  
E -

End solo

[illegible]

E -  
 B - 6 5 3 3 5 6 5 3 3 5  
 G - 4 4 4 4  
 D -  
 A -  
 E -

E -  
 B -  
 G -  
 D - 00 22 33 00 33 20  
 A - 22 22 2  
 E -

E  
B  
G ~~4~~ 4 x 4 4  
D 9 x 14 14  
A 2  
E 2 7 x 7

Effects:

Main guitar: 50.3  
Lead : 17.3

## Wind blows away my home

Intro x 1

verse x 3 with lead 1 - solo starts towards end

solo x 2 (try 3)

## ACOUSTIC VERSIONS

Tape C 2018

starts 086

ends 199

Bass: ~~Play 6 times~~

G ————— 33 22      D — 78 77 6 22 11  
 A — 33 22      11 22 | X  
 E ————— 00 11 00      00 11 0 X

G-  
 D- 78776 22 11 00  
 A- 22 11 00 22222  
 E- 00110x. 22 10

9-  
D- 3 3 3  
A- 2 2 2 2 2  
E- 1 0

Micro Cube  
Tone - 5  
Efx - OFF  
Delay / reverb - 0  
Mic  
Gain - 7  
Volume - 35

- Same settings for all tracks

~~Intro x 1  
with vocals x 3  
solo x 2~~

VE20 reverb  
level 53

			Level 53
T1	Bass	Through microcube VE-20 / SM57 Mic sens 56 Ol Hard Rock	8
T2	Elec string Acoustic	VE/20 SM57 Ol HARD ROCK Mic sens 50	<del>7</del> <del>38</del>
T3	Electric guitar and Vocals	Electric guitar through microcube SM57 Vocals VE/20 Ol Hard Rock Mic Sens 60	8
T4	Drums 1. Bass drum 2. Snare with tambourine on	SM57/VE20 Ol Hard rock	10

back  
pick up  
all on  
10

With my ring

<https://soundcloud.com/edgeworth-johnstone/with-my-ring>

<https://soundcloud.com/edgeworth-johnstone/with-my-ring-2-2xcd-pee-soup>

<https://soundcloud.com/edgeworth-johnstone/with-my-ring-1-2xcd-pee-soup>

<https://soundcloud.com/edgeworth-johnstone/with-my-ring-tape-e>

# With my ring

C#

E

Weared the lake to the leaves

G#

A

F#

Where they nated out their cured disease

A

C#

On the rain there I belong

E

I would learn to the loan

G#

A

F#

Every nation smiles at my return

A

C#

Wonder if reigning out would crowd

~~With my ring. With my ring. With my ring in deep black~~

~~mourning song. With my ring now she has~~

C# E A E

C#

E

I moved up to the line

G#

A

F#

They say it's nature's horses eye

A

C#

On the loan, without you reap

E

I don't belong to the spake

G#

A

F#

What, the tailors out with my red tongue

A

~~Unrelated avid dog~~

C#

E

Where d'you get you your lights

G#

A

F#

They make it old with songs and, cor, he hides

A

C#

Learn to walk without your ream

E

Care a lot to alone

G#

A

F#

Watered out with aunts still on the plain

A

C#

In the floor still lose your feet.

## With my ring

Wear'd the lake to the leaves  
Where they mated out their cured disease  
On the rain, there I belong  
I would learn to the loan  
Every matron smiles at my return  
Wonder if reigning out would crawl

With my ring, in deep black mourning song  
With my ring now she has gone

I moved up to the line  
They say it's nature's horse eye  
On the loan, without you reap  
I don't belong to the spoke  
What, the sailors out with my red tongue  
Unrelated and dog

Chorus

Solo (Whole Thing x3. Vocals on last).

Where d'you get you your lights  
They'll make it old with songs and, cor, he tides  
Learnt to walk without your ream  
Care a lot to alone  
Watered out with aunts still on the plain  
In the floor, still lose your feet

Chorus x2

C# E G# A F# A

C# E A E

With my ring 1

Dmin p.c 5th (no finger on 4 string)

F maj  
A maj  
A# maj  
G maj  
A# maj

Voice  
638  
639  
1354  
1355  
1356  
1357  
1358  
1359  
1360  
1361  
1362  
1363  
1368

~~With my ring~~  
~~down in the 5th~~ ~~with my ring~~  
~~hole is~~ ~~down the hole~~ ~~with my round~~

play ~~A#~~ sequence 7 times in  
total: 1 intro  
2 verses  
3 solo  
1 verse

Dmin  
Fmaj  
A#  
Fmaj  
~~Dmin~~  
~~Fmaj~~  
~~A#maj~~  
~~Gmaj~~

solo 1 (voice 1354)

E - 4 3 1  
D - 4 3 1 0  
G - 3 2  
D - 10/10 2 11/11 2 10/10  
A -  
E -

solo 2 (voice 1355)

E -  
B - 3  
G - 2 3 2  
D - 0 2 0 0 2 3 2 0 2 0 0  
A - 0 1  
E -

Others (voice 1358)

E -  
B - 1 3 5 3 2 1 2 3 5 1  
G - 2 2 4 1 2 4  
D -  
A -  
E -

uncross out

voice 1357

1 3 5 6 1  
1 3 5 6 1

With my ring 2

✓ beginning ~~for~~ sale

$$\begin{array}{c|c|c|c|c}
 E & - & & & \\
 A & - & 3 & & 3 \quad 5 \\
 G & - & & & 5 \\
 D & - & 0 \quad 2 \quad 0 \quad 0 & 2 \quad 3 \quad 2 & 0 \quad 2 \quad 6 \quad 0 \quad 5 \quad 6 \quad 5 \quad 3 \\
 A & - & & & & & 4 \quad 5 \quad 4 \\
 E & - & & 0 \quad 1 & & & 3 \quad 4 \quad 3 \quad 0 \quad 1
 \end{array}$$

E- 431  
B- 4310  
G- 32  
D- 10/10  
A- 2  
E- 11/11  
E- 10/10

With my ring

with my ring

With my ring stay my best cake partner

With my ring stay my beef cake pearlyhoes

with my ring

~~With my ring~~ wear my ring

Where my rings gone, ~~I have gone~~ he can go. now go.

## AUDACITY

- 1 drum machine 150 bpm
- 2 electric rhythm guitar 16
- 3 vox high Rock 05
- 4 vox low Rock 05
- 5
- 6 } drums
- 7
- 8
- 9 acoustic rhy small 05 Rock
- 10 bass 29.3

Lead number is 62.1

# With my ring 3

E -  
B -  
G -  
D - 5 6 5  
A - 4 5 4 3  
E - 3 4 3 0 1

Voice 1361

E - ~~8 8 8 8~~ 8 10 8 8 / 11 / 10 / 8  
B - ~~8 8 8 8~~ 8 10 8 8 / 11 / 10 / 8  
G - 8 8 8 8 10 9 7 7 7 8 6 6 6 6 6 7 7  
D -  
A -  
E -

E - ~~8 8 8 8~~ 8 10 8 8 / 11 / 10 / 8  
B - ~~8 8 8 8~~ 8 10 8 8 / 11 / 10 / 8  
G - 8 8 8 8 10 9 7 7 7 8 6 6 6 6 6 7 7  
D -  
A -  
E -

E -  
B -  
G - 0 0 3 2 0 3  
D -  
A -  
E -

~~8 8 8 8~~ 8 10 8 8 / 11 / 10 / 8

With my rhy

29/7/18

T1 - Guide vox, guitar, drum machine | Lead  
T2 - ~~guitar on guitar and vox~~ Rhythmic guitar  
T3 - ~~drum~~  
T4 - bass and vocals

T1 | Lead guitar  
vol 9.5 | A3 below

T2 - ~~Rhythmic guitar~~ - Strat - mid pick up  
Lead guitar - all 10  
POD - 5D  
Small Tweed ~~Ampro~~ - Line 6 Clean (amp models)  
vol 10 | Output - 5 for plectrum  
- 7 for picking  
Drive - 5  
Bass - 10  
Mid - 6  
Treb - 6  
Chan vol - 5  
Rev - 5 or 8  
Effect Tweak 1  
Bypass (Effects)

T3 | Drums  
Left: snare with kumbo on top.  
Right: Floor tom  
vol 8 | SM57 on each - snare - through VE-20  
Floor tom - straight into mixer  
VE20: 06 Jazz  
RL 57

T4 | Vocal and bass  
vol 10 | Vocal: SM57 → VE20 10 Hip hop RL 50  
bass: POD: Drive 5 Bass 10 Mid 6.5 Treb 6 Chan Vol 5  
↓ Rev 4 Effect tweak 1.5, Edited 5D  
↓ Line 6 Clean Bypass  
drop pedal

WITH MY RING WITH DOPPEL

When you go back to normal key tuning, ~~g-sharp~~ ~~from C#~~  
C# E G# A F# A | C E A C

Why stick the wood with the trees?

~~With~~ an ancient tribe ~~then~~ an eagle flies. he said  
"Won't you put them ~~off~~ out instead?"

Why let the ape tell alone?

When his stories cry, then we'll make up taking flight  
Who knows when or where we go?

faded heart made a feeble start

I like to talk politics,  
cos it gets ~~the~~ me head from the libel chicks  
Ideas. They may round him with his tears

DROP 7

She said  
Why don't you put  
him in your

Couple of words to the wise

in a market town  
in a beaker Brown

We make it out  
with Krains he rode  
I say.

Mountain guides  
in equal strides

A# minor  
For ending

## With my ring

Wear'd the lake to the leaves.  
Where they mated out their cured disease.  
On the rain ~~there~~, I belong.  
I would ~~deem~~ to the lone.

Every ~~where~~ the nation smiles at my return.  
Wander if reigning ~~out~~ would crawl.

delayed both

With my ring in deep black mourning song.  
With my ring now she has gone.

I moved up to the line.

They say it's nature's horses eye  
On the loan, ~~about it you read~~ without you reap.

I don't belong to the ~~spoke~~ spoke.

~~They looked on with my red tongue~~ What, tailors out with my red tongue?  
Unrelated and ~~dog~~ dog.

3 → SOLO - (Whole thing x3 - vox on last.)

Where d'you get you your lights

They'll make it old with songs and ~~my~~ ~~like~~ core, he hides  
learn't to walk without your ream.

Care a lot to alone

Made to frame with nation. Padded bones ~~watered out with~~ ~~and~~ ~~the~~ ~~place~~.  
On the floor, still lose your feet. aunts still on the plain

~~CHORUS~~ END Chorus line.

delay all "song" but the last round

Wu Li An Le

<https://soundcloud.com/edgeworth-johnstone/wu-li-an-le-midi>